





Club Health Assessment for District 5M 1 through May 2025

			Status	Membership							Reports					Finance	LCIF
Club Number	Club Name	Charter Date		Current Member Count	YTD Members Added	YTD Members Dropped	YTD Net Growth	YTD Net Growth%	Member Count 12 Months Ago	Avg. length of service for dropped members	Months Since Last MMR ***	Yrs. Since Last Officer Report	President Rotation	Vice President Reported ****	Months Since Last Activity Report ***	Account Balance	Donations for current Fiscal Year
			Number of times on status quo within last two years	If below 15 members appears					If net loss is greater than 20% appears			If no report in 3 months appears in	When more than one year appears in	Number of repeat terms	Notes the officers that do not have an active	If no report at 12 months appears in red	
Clubs more than two years old																	
33296	ADAMS	02/09/1977	Active	37	0	4	-4	-9.76%	41	4	5			N	M,SC	2	\$650.00
Exc Award (06/30/2019, 06/30/2022, 06/30/20																	
43983	ALTURA	06/25/1984	Active	21	1	2	-1	-4.55%	22	21	0			N	M,SC	0	\$3,300.00
Exc Award (06/30/2017, 06/30/2019, 06/30/20																	
3040	AUSTIN	10/19/1944	Active	62	10	3	7	12.73%	56	14	3			N	M,SC	4	\$150.00
39025	AUSTIN MORNING	11/28/1980	Active	35	3	4	-1	-2.78%	37	7	0			N	M,SC	1	\$900.00
Exc Award (06/30/2024)																	
145709	Bellechester Area	03/19/2021	Active	15	0	16	-16	-51.61%	31	4	0		None		P,M,VP,SC	6	
42520	BROWNSVILLE	04/29/1983	Active	22	2	5	-3	-12.00%	25	14	1		3		S,M,VP,SC	7	\$50.00
3044	BYRON	11/18/1969	Active	19	0	4	-4	-17.39%	23	7	2				M,VP,SC	8	\$1,200.00
Exc Award (06/30/2017, 06/30/2018, 06/30/20																	
3045	CALEDONIA	01/11/1966	Active	18	1	2	-1	-5.26%	19	37	4				VP,SC	5	\$200.00
3046	CANNON FALLS	08/24/1973	Active	23	2	1	1	4.55%	22	33	3		2	N	M,SC	10	\$610.00
3047	CHATFIELD	04/16/1969	Active	22	0	5	-5	-18.52%	28	9	3		3		M,VP,SC	6	\$150.00
33007	DENNISON	11/18/1976	Active	22	0	0	0	0.00%	22		24		7	R	M,VP,SC	7	
3048	DODGE CENTER	05/20/1968	Active	27	1	2	-1	-3.57%	28	34	6			R	M,SC	4	\$310.00
37760	EITZEN	12/28/1979	Active	53	4	4	0	0.00%	53	25	1			N	M,VP,SC	1	\$1,000.00
Exc Award (06/30/2017, 06/30/2024)																	
3052	GOODHUE	04/24/1964	Active	104	6	4	2	1.96%	99	14	1			N	P	1	\$2,508.00
Exc Award (06/30/2017, 06/30/2021, 06/30/20																	
78369	GRAND MEADOW	02/27/2004	Active	22	3	2	1	4.76%	22	10	9		3	N	M,SC	9	
3054	HARMONY	07/17/1947	Active	29	2	4	-2	-6.45%	31	7	3				M,VP,SC	0	\$500.00
Exc Award (06/30/2021)																	
3055	HAYFIELD	05/16/1966	Active	37	0	1	-1	-2.63%	38	55	4			N	M	0	\$50.00
35524	HOKAH	05/08/1978	Active	28	0	3	-3	-9.68%	31	18	1		4	N	M,VP,SC	5	
62892	HOUSTON	03/13/2000	Active	34	3	0	3	9.68%	31		8			N	SC	3	\$500.00



Club Health Assessment for District 5M 1 through May 2025

			Status	Membership						Reports					Finance	LCIF	
Club Number	Club Name	Charter Date		Current Member Count	YTD Members Added	YTD Members Dropped	YTD Net Growth	YTD Net Growth%	Member Count 12 Months Ago	Avg. length of service for dropped members	Months Since Last MMR ***	Yrs. Since Last Officer Report	President Rotation	Vice President Reported ****	Months Since Last Activity Report ***	Account Balance	Donations for current Fiscal Year
			Number of times on status quo within last two years	If below 15 members appears				If net loss is greater than 20% appears			If no report in 3 months appears in	When more than one year repeat appears in	Number of repeat terms	Notes the officers that do not have an active	If no report at 12 months appears in red		
Exc Award (06/30/2022, 06/30/2024)																	
34502	KASSON MANTORVILLE L C	10/18/1977	Active	80	3	6	-3	-3.61%	83	7	0			N	M,SC	0	\$1,150.00
Exc Award (06/30/2017, 06/30/2021, 06/30/2024)																	
38891	KELLOGG	09/23/1980	Active	34	0	0	0	0.00%	36		0			R	M,SC	5	\$75.00
3056	KENYON	08/28/1945	Active	5	0	0	0	0.00%	5		14		10		P,M,VP,SC	6	
3059	LA CRESCENT	10/18/1965	Active	59	4	4	0	0.00%	62	4	0			N	SC	1	\$2,600.00
Exc Award (06/30/2018, 06/30/2022, 06/30/2024)																	
3057	LAKE CITY	09/17/1973	Active	65	11	7	4	6.56%	62	17	0				M,VP,SC	1	\$1,050.00
Exc Award (06/30/2024)																	
120279	Le Roy	09/05/2013	Active	16	0	0	0	0.00%	16		1			N	SC	0	\$650.00
Exc Award (06/30/2024)																	
3061	LEWISTON	01/24/1957	Active	24	1	5	-4	-14.29%	28	18	0		4	N		1	\$1,050.00
Exc Award (06/30/2017)																	
3062	LYLE	10/01/1958	Active	17	2	4	-2	-10.53%	19	9	0			IP	P,M,SC	5	
3063	MABEL	11/10/1944	Active	41	1	3	-2	-4.65%	43	8	5		2	R	M,VP,SC	6	\$1,000.00
3065	MAZEPPA	02/20/1973	Active	88	8	7	1	1.15%	86	22	0		None	R	P,M,VP,SC	8	\$1,000.00
Exc Award (06/30/2024)																	
119759	Oronoco	06/21/2013	Active	14	1	2	-1	-6.67%	15	12	0			N	S,M,SC	5	\$100.00
55484	OSTRANDER	03/31/1994	Active	15	0	0	0	0.00%	15		36		8	R	P,M,SC	5	\$100.00
3069	PINE ISLAND	01/26/1961	Active	62	6	3	3	5.08%	59	16	0			N	M,SC	1	\$200.00
Exc Award (06/30/2017, 06/30/2021)																	
3070	PLAINVIEW	11/29/1967	Active	38	0	1	-1	-2.56%	39	29	6			N	M,SC	7	\$201.00
Exc Award (06/30/2017, 06/30/2019, 06/30/2024)																	
3071	PRESTON	11/27/1944	Active	32	12	2	10	45.45%	22	8	2		7		M,VP,SC	5	\$25.00
43846	RACINE	05/29/1984	Active	19	1	2	-1	-5.00%	20	38	10		7		T,M,VP,SC	6	
3072	RED WING	07/16/1946	Active	37	0	2	-2	-5.13%	40	5	1			N	M,SC	0	\$1,250.00
Exc Award (06/30/2022)																	
31420	ROCHESTER 76	12/02/1975	Active	21	3	2	1	5.00%	20	21	0			N	SC	1	\$1,875.00



Club Health Assessment for District 5M 1 through May 2025

			Status	Membership							Reports					Finance	LCIF			
Club Number	Club Name	Charter Date		Current Member Count	YTD Members Added	YTD Members Dropped	YTD Net Growth	YTD Net Growth%	Member Count 12 Months Ago	Avg. length of service for dropped members	Months Since Last MMR ***	Yrs. Since Last Officer Report	President Rotation	Vice President Reported ****	Months Since Last Activity Report ***	Account Balance	Donations for current Fiscal Year			
			Number of times on status quo within last two years	If below 15 members appears				If net loss is greater than 20% appears			If no report in 3 months appears in	When more than one year appears in	Number of repeat terms	Notes the officers that do not have an active	If no report at 12 months appears in red					
Exc Award (06/30/2022)			Active	31	6	2	4	14.81%	27	27	4			N	M,SC	1		\$1,450.00		
Exc Award (06/30/2017)				24	0	4	-4	-14.29%	28	11	1			N	M,SC	1		\$1,600.00		
3074 RUSHFORD				30	2	3	-1	-3.23%	32	20	0		2	R		1		\$40.00		
3076 SPRING GROVE				24	0	0	0	0.00%	24		15		2	R	M,VP,SC	5		\$100.00		
3075 ST CHARLES				30	0	3	-3	-9.09%	33	8	1		6	R	T,M,SC	8		\$100.00		
Exc Award (06/30/2016)			Active	36	1	2	-1	-2.70%	37	31	5			N	M,SC	3		\$1,000.00		
78765 STEWARTVILLE MORNING				75	7	1	6	8.70%	70	4	0			N		0		\$7,741.00		
Exc Award (06/30/2018, 06/30/2019, 06/30/2020)				Status Quo(1)	28	0	3	-3	-9.68%	32	2	5		3	N	SC		5	90+ Days	
3078 WANAMINGO					23	0	0	0	0.00%	23		3			N	P,M,VP,SC		6		\$60.00
Exc Award (06/30/2017)					34	0	1	-1	-2.86%	35	41	0			N	SC		5		\$2,300.00
Exc Award (06/30/2024)			Active	17	3	1	2	13.33%	15	35	0			N		4		\$1,240.00		
58289 WINONA RIVERTOWN				17	3	1	2	13.33%	15	35	0			N		4		\$1,240.00		
Exc Award (06/30/2019)				Active	10	1	0	1	11.11%	8		4		6		M,VP,SC		6	\$35.00	
36370 WYKOFF					17	0	2	-2	-10.53%	20	3	0			R	M,SC		1	\$50.00	
143807 Zumbro Falls Lioness					17	0	0	0	0.00%	17		13		3	R	SC		3	\$50.00	
126857 Zumbrota			Active	17	0	0	0	0.00%	17		13		3	R	SC	3		\$50.00		

Clubs Cancelled Previous Fiscal Year – Clubs Cancelled within last 12 months may be reinstated

Club Number	Club Name	Charter Date	Current Status*	Cancellation Date
139813	West Concord Community Lions	09/26/2019	Cancelled(6*)	04/29/2024



Club Health Assessment for District 5M 1 through May 2025

				Status		Membership								Reports				Finance		LCIF
Club Number	Club Name	Charter Date	Current Member Count			YTD Members Added	YTD Members Dropped	YTD Net Growth	YTD Net Growth%	Member Count 12 Months Ago	Avg. length of service for dropped members	Months Since Last MMR ***	Yrs. Since Last Officer Report	President Rotation	Vice President Reported ****	Months Since Last Activity Report ***	Account Balance	Donations for current Fiscal Year		
				Number of times on status quo within last two years	If below 15 members appears			If net loss is greater than 20% appears			If no report in 3 months appears in		When more than one year appears in	Number of repeat terms	Notes the officers that do not have an active		If no report at 12 months appears in red			
Current Total Clubs Count	YTD New Clubs Count	YTD Cancelled Clubs Count	YTD Net Club Gain	Current Total Members Count	YTD Add	YTD Drop	YTD Net Growth	YTD Net Growth %	Member Count 12 Months Ago	Average Member Count Per Club	% of Clubs with less than 20 members	% No MMR in 3 Months	% No Officer Report in 12 Months	% of Clubs with balance 90+ days	Number of Clubs in Status Quo	% Status Quo Clubs in Financial Suspension	Number of Cancelled Clubs	Average Cancelled Club Age	Members Lost Due to Cancellation	% of Clubs Cancelled for Non-Financial Reasons
51	0	0	0	1,693	111	138	-27	-1.57%	1,730	33	25%	45%	0%	2%	1	100%	0	0	0	0%

* - P - Priority Club. Cancellation Reasons: 1-Objectives/conduct, 2-Non-active club, 5-Non-existing club, 6-Disbanding, 7-Merger, 8-Financial Suspension, 9-District/Multiple District Dues.

** - Abbreviation: P-President, S-Secretary, T-Treasurer, M-Member Chairperson, VP-First Vice President, MC-Communications Chairperson, SC-Service Chairperson

*** - Abbreviation: N/R - Never reported using the Lions Clubs website, N/A - Not applicable, No password registered for the Lions Clubs website.

**** - Abbreviation: N - New, IP - Immediate Past, R - Repeat.




Club Health Assessment for District 5M 2 through May 2025

			Status	Membership							Reports					Finance		LCIF
Club Number	Club Name	Charter Date		Current Member Count	YTD Members Added	YTD Members Dropped	YTD Net Growth	YTD Net Growth%	Member Count 12 Months Ago	Avg. length of service for dropped members	Months Since Last MMR ***	Yrs. Since Last Officer Report	President Rotation	Vice President Reported ****	Months Since Last Activity Report ***	Account Balance	Donations for current Fiscal Year	
			Number of times on status quo within last two years	If below 15 members appears				If net loss is greater than 20% appears			If no report in 3 months appears in	When more than one year appears in	Number of repeat terms	Notes the officers that do not have an active	If no report at 12 months appears in red			
Clubs more than two years old																		
3038	ALBERT LEA	12/10/1940	Active	30	3	1	2	7.14%	27	17	2			M,VP,SC	9		\$200.00	
3039	ALBERT LEA CLOVERLEAF	12/18/1973	Active	9	0	0	0	0.00%	9		2		3	M,VP,SC	5		\$100.00	
53774	ALBERT LEA LAKEVIEW	10/30/1992	Active	36	6	2	4	12.50%	32	3	0		N	M,SC	2		\$103.00	
36188	ALDEN	11/17/1978	Active	18	0	4	-4	-18.18%	22	17	1		2	N	M,SC	8	\$1,329.60	
Exc Award (06/30/2019, 06/30/2023)																		
39339	AMBOY	01/26/1981	Active	15	1	2	-1	-6.25%	16	20	1		2	M,VP,SC	0			
2989	ARLINGTON	10/09/1952	Active	16	1	1	0	0.00%	17	2	1		8	N	M,SC	0	\$1,273.40	
50337	BELLE PLAINE	03/22/1990	Active	19	0	0	0	0.00%	19		1		6	R	M,SC	8		
3041	BLOOMING PRAIRIE	11/16/1954	Active	48	0	0	0	0.00%	48		4			N	SC	10	\$50.00	
3042	BLUE EARTH	03/24/1960	Active	24	4	2	2	9.09%	22	40	0				VP,SC	0	\$100.00	
40988	BROWNTON	03/22/1982	Active	38	2	2	0	0.00%	38	3	4		2	N	T,M,SC	1	\$155.00	
Exc Award (06/30/2024)																		
2991	CARVER	10/23/1973	Active	53	8	6	2	3.92%	51	10	0			N	SC	1	\$1,710.20	
49028	CHANHASSEN	11/21/1988	Active	56	8	9	-1	-1.75%	57	6	0			N		0	\$9,342.20	
Exc Award (06/30/2022, 06/30/2023)																		
2993	CHASKA	02/27/1958	Active	59	7	16	-9	-13.24%	68	5	1			N		0	\$618.40	
Exc Award (06/30/2017)																		
28004	COLOGNE	02/19/1974	Active	43	6	4	2	4.88%	40	6	0		None	N	P	5	\$6,154.20	
Exc Award (06/30/2024)																		
40298	COURTLAND	08/31/1981	Active	20	1	2	-1	-4.76%	21	22	0			IP	S,M,SC	9	\$120.00	
Exc Award (06/30/2016, 06/30/2019, 06/30/2020)																		
136588	Eagle Lake Area	10/10/2018	Active	16	2	0	2	14.29%	16		1			N	M,SC	0	\$125.00	
Exc Award (06/30/2023)																		
3050	ELLENDAL	02/25/1971	Active	20	3	1	2	11.11%	18	7	0				M,VP,SC	4	\$525.00	
3051	FARIBAULT	10/11/1921	Active	43	1	2	-1	-2.27%	44	23	1			N	M	1	\$4,828.80	
Exc Award (06/30/2018, 06/30/2019, 06/30/2020)																		



Club Health Assessment for District 5M 2 through May 2025

			Status	Membership							Reports					Finance	LCIF	
Club Number	Club Name	Charter Date		Current Member Count	YTD Members Added	YTD Members Dropped	YTD Net Growth	YTD Net Growth%	Member Count 12 Months Ago	Avg. length of service for dropped members	Months Since Last MMR ***	Yrs. Since Last Officer Report	President Rotation	Vice President Reported ****	Months Since Last Activity Report ***	Account Balance	Donations for current Fiscal Year	
			Number of times on status quo within last two years	If below 15 members appears				If net loss is greater than 20% appears			If no report in 3 months appears in	When more than one year appears in	Number of repeat terms	Notes the officers that do not have an active	If no report at 12 months red			
3001	GIBBON	11/24/1959	Active	29	0	0	0	0.00%	29		13			N	M,SC	0		\$900.00
29907	GLENCOE	11/11/1974	Active	21	1	4	-3	-12.50%	24	17	1		2	R	M,SC	4		\$400.00
3003	GREEN ISLE	09/19/1972	Active	37	3	5	-2	-5.13%	39	18	0			N	P	8		\$1,913.05
	Exc Award (06/30/2022, 06/30/2023)																	
41138	HAMBURG	04/20/1982	Active	28	1	2	-1	-3.45%	29	28	1		7		M,VP,SC	0		\$2,640.00
	Exc Award (06/30/2017, 06/30/2022, 06/30/2023)																	
3004	HENDERSON	10/27/1970	Active	25	8	3	5	25.00%	20	0	3			N	SC	8		\$272.50
41457	HUTCHINSON	06/28/1982	Active	25	4	7	-3	-10.71%	28	14	0			N	M,SC	1		\$1,041.20
	Exc Award (06/30/2017, 06/30/2023)																	
36547	JORDAN	02/26/1979	Active	47	5	1	4	9.30%	47	36	0			N	M,SC	0		\$1,075.00
	Exc Award (06/30/2022, 06/30/2023)																	
53213	JORDAN JORDANESS	06/03/1992	Active	54	6	3	3	5.88%	51	15	1			N	M,SC	5		\$2,532.20
	Exc Award (06/30/2016, 06/30/2017, 06/30/2020)																	
36792	LAFAYETTE & AREA	03/27/1979	Active	43	1	3	-2	-4.44%	46	17	1			N	M,SC	1		\$1,003.00
	Exc Award (06/30/2017, 06/30/2018)																	
3058	LAKE CRYSTAL	09/06/1945	Active	39	1	2	-1	-2.50%	40	4	1				M,VP,SC	7		\$210.00
31649	LE CENTER	02/09/1976	Active	43	1	3	-2	-4.44%	46	24	2		None	R	P,M,SC	6		\$50.00
3060	LE SUEUR	03/09/1960	Active	37	3	6	-3	-7.50%	40	9	1		2	N	SC	1		\$511.00
	Exc Award (06/30/2017, 06/30/2018)																	
45762	LESTER PRAIRIE	02/24/1986	Active	27	0	0	0	0.00%	27		0			N	T,SC	1		\$100.00
	Exc Award (06/30/2017)																	
37762	LONSDALE	12/27/1979	Active	34	9	1	8	30.77%	26	40	3		6		M,VP,SC	1		\$215.00
	Exc Award (06/30/2022, 06/30/2024)																	
3064	MANKATO	09/26/1925	Active	18	1	0	1	5.88%	17		3			N	SC	1		\$332.50
43847	MANKATO SUNRISE	05/07/1984	Active	26	0	1	-1	-3.70%	27	33	7			N		7		\$2,170.00
	Exc Award (06/30/2017)																	
132699	Mayer Area	10/20/2017	Active	18	6	2	4	28.57%	14	7	0			R	M,SC	0		\$84.00
46808	MINNESOTA LAKE	01/05/1987	Active	18	0	0	0	0.00%	18		1				M,VP,SC	0		\$315.00



Club Health Assessment for District 5M 2 through May 2025

			Status	Membership							Reports					Finance		LCIF
Club Number	Club Name	Charter Date		Current Member Count	YTD Members Added	YTD Members Dropped	YTD Net Growth	YTD Net Growth%	Member Count 12 Months Ago	Avg. length of service for dropped members	Months Since Last MMR ***	Yrs. Since Last Officer Report	President Rotation	Vice President Reported ****	Months Since Last Activity Report ***	Account Balance	Donations for current Fiscal Year	
			Number of times on status quo within last two years	If below 15 members appears				If net loss is greater than 20% appears			If no report in 3 months appears in	When more than one year appears in	Number of repeat terms	Notes the officers that do not have an active	If no report at 12 months appears in red			
Exc Award (06/30/2017)																		
42744	MONTGOMERY	06/20/1983	Active	23	0	0	0	0.00%	23		1			M,VP,SC	0		\$718.00	
Exc Award (06/30/2018)																		
42153	NEW AUBURN	01/31/1983	Active	11	2	1	1	10.00%	12	26	1		N	M,SC	0		\$286.00	
Exc Award (06/30/2017)																		
3014	NEW MARKET-ELKO-WEBSTER	06/06/1973	Active	42	2	5	-3	-6.67%	45	27	0		N	SC	0		\$90.00	
129229	New Prague Area	10/26/2016	Active	17	0	5	-5	-22.73%	22	4	0		6	VP,SC	2			
Exc Award (06/30/2019)																		
3066	NEW RICHLAND	03/19/1969	Active	22	1	0	1	4.76%	21		0		9	M,VP,SC	5	90+ Days	\$100.00	
3016	NICOLLET	02/29/1972	Active	46	3	2	1	2.22%	45	22	0		N	M,SC	0		\$1,948.20	
Exc Award (06/30/2017, 06/30/2023)																		
3067	NORTHFIELD	10/24/1921	Active	32	3	0	3	10.34%	29		1			M,VP,SC	6		\$2,060.00	
Exc Award (06/30/2017)																		
48858	NORWOOD YOUNG AMERICA	08/16/1988	Active	27	0	4	-4	-12.90%	31	6	0		N	SC	5		\$628.00	
55138	NORWOOD-YOUNG AMERICA W CARVER	12/20/1993	Active	23	3	2	1	4.55%	22	3	0		2	VP,SC	0		\$713.20	
Exc Award (06/30/2017)																		
3068	OWATONNA	08/25/1922	Active	22	1	0	1	4.76%	21		9		IP	M,SC	8		\$100.00	
Exc Award (06/30/2022)																		
42154	PLATO	01/17/1983	Active	31	3	2	1	3.33%	29	17	0			VP,SC	1		\$609.50	
Exc Award (06/30/2016, 06/30/2019, 06/30/2020)																		
3019	PRIOR LAKE	11/05/1946	Active	30	1	6	-5	-14.29%	35	5	2		N		0		\$11,594.10	
Exc Award (06/30/2017, 06/30/2022, 06/30/2023)																		
3026	SHAKOPEE	09/05/1962	Active	120	9	9	0	0.00%	122	10	2		N	M	9		\$13,552.00	
59992	SHAKOPEE VALLEY	10/06/1997	Active	30	6	3	3	11.11%	27	5	2			VP,SC	7		\$120.00	
Exc Award (06/30/2019)																		
3027	SILVER LAKE	09/26/1966	Active	47	2	0	2	4.44%	45		0			M,VP,SC	0		\$176.50	
Exc Award (06/30/2017)																		
3024	ST PETER	05/08/1946	Active	69	8	4	4	6.15%	66	5	0		N	SC	0		\$300.00	



Club Health Assessment for District 5M 2 through May 2025

			Status	Membership							Reports					Finance	LCIF
Club Number	Club Name	Charter Date		Current Member Count	YTD Members Added	YTD Members Dropped	YTD Net Growth	YTD Net Growth%	Member Count 12 Months Ago	Avg. length of service for dropped members	Months Since Last MMR ***	Yrs. Since Last Officer Report	President Rotation	Vice President Reported ****	Months Since Last Activity Report ***	Account Balance	Donations for current Fiscal Year
			Number of times on status quo within last two years	If below 15 members appears				If net loss is greater than 20% appears			If no report in 3 months appears in	When more than one year appears in	Number of repeat terms	Notes the officers that do not have an active	If no report at 12 months appears in red		
3029	STEWART	11/29/1965	Active	16	3	3	0	0.00%	16	15	0		3	R M,SC	8		\$60.00
101925	VESELI AREA	05/10/2008	Active	26	0	3	-3	-10.34%	29	3	0		16	R T,M,VP,SC	2		\$296.20
	Exc Award (06/30/2024)																
3031	VICTORIA	09/28/1966	Active	148	56	8	48	48.00%	101	19	0		2	N	0		\$5,508.00
	Exc Award (07/01/2017)																
3033	WACONIA	08/02/1945	Active	116	5	5	0	0.00%	116	16	1			N SC	9		\$413.20
	Exc Award (06/30/2023)																
143455	WACONIA DANDYLIONS	11/03/2020	Active	74	7	0	7	10.45%	81		0			N	5		\$35.00
	Exc Award (06/30/2022)																
3079	WASECA	10/27/1927	Active	35	4	2	2	6.06%	33	41	1		None	P,T,M,VP,SC	0		\$400.00
	Exc Award (06/30/2024)																
3035	WATERTOWN	05/22/1952	Active	79	1	4	-3	-3.66%	79	32	1			R SC	0		\$248.20
3080	WATERVILLE	01/15/1945	Active	47	8	3	5	11.90%	42	18	0		3	R SC	0		\$1,049.20
31730	WELLS	02/24/1976	Active	18	2	5	-3	-14.29%	21	23	0		5	M,VP,SC	5		\$100.00
56921	WINNEBAGO	05/03/1995	Active	10	0	0	0	0.00%	10		6		10	M,VP,SC	1		\$600.00
42637	WINTHROP	05/31/1983	Active	23	2	1	1	4.55%	22	36	0		2	N M,SC	1		\$358.20
	Exc Award (06/30/2023, 06/30/2024)																


Clubs Cancelled Previous Fiscal Year – Clubs Cancelled within last 12 months may be reinstated

Club Number	Club Name	Charter Date	Current Status*	Cancellation Date
108191	WINSTED	04/22/2010	Cancelled(6*)	09/29/2023

Current Total Clubs Count	YTD New Clubs Count	YTD Cancelled Clubs Count	YTD Net Club Gain	Current Total Members Count	YTD Add	YTD Drop	YTD Net Growth	YTD Net Growth %	Member Count 12 Months Ago	Average Member Count Per Club	% of Clubs with less than 20 members	% No MMR in 3 Months	% No Officer Report in 12 Months	% of Clubs with balance 90+ days	Number of Clubs in Status Quo	% Status Quo Clubs in Financial Suspension	Number of Cancelled Clubs	Average Cancelled Club Age	Members Lost Due to Cancellation	% of Clubs Cancelled for Non-Financial Reasons
63	0	0	0	2,316	235	174	61	2.71%	2,278	37	22%	14%	0%	2%	0	0%	0	0	0	0%



Club Health Assessment for District 5M 2 through May 2025

			Status	Membership						Reports					Finance	LCIF	
Club Number	Club Name	Charter Date		Current Member Count	YTD Members Added	YTD Members Dropped	YTD Net Growth	YTD Net Growth%	Member Count 12 Months Ago	Avg. length of service for dropped members	Months Since Last MMR ***	Yrs. Since Last Officer Report	President Rotation	Vice President Reported ****	Months Since Last Activity Report ***	Account Balance	Donations for current Fiscal Year
			Number of times on status quo within last two years	If below 15 members appears				If net loss is greater than 20% appears			If no report in 3 months appears in	When more than one year appears in	Number of repeat terms	Notes the officers that do not have an active	If no report at 12 months appears in red		

* - P - Priority Club. Cancellation Reasons: 1-Objectives/conduct, 2-Non-active club, 5-Non-existing club, 6-Disbanding, 7-Merger, 8-Financial Suspension, 9-District/Multiple District Dues.

** - Abbreviation: P-President, S-Secretary, T-Treasurer, M-Member Chairperson, VP-First Vice President, MC-Communications Chairperson, SC-Service Chairperson

*** - Abbreviation: N/R - Never reported using the Lions Clubs website, N/A - Not applicable, No password registered for the Lions Clubs website.

**** - Abbreviation: N - New, IP - Immediate Past, R - Repeat.



Club Health Assessment for District 5M 3 through May 2025

Club Number	Club Name	Charter Date	Status	Membership							Reports					Finance	LCIF
				Current Member Count	YTD Members Added	YTD Members Dropped	YTD Net Growth	YTD Net Growth%	Member Count 12 Months Ago	Avg. length of service for dropped members	Months Since Last MMR ***	Yrs. Since Last Officer Report	President Rotation	Vice President Reported ****	Months Since Last Activity Report ***	Account Balance	Donations for current Fiscal Year
			Number of times on status quo within last two years	If below 15 members appears				If net loss is greater than 20% appears			If no report in 3 months appears in	When more than one year appears in	Number of repeat terms	Notes the officers that do not have an active	If no report at 12 months appears in red		
Clubs more than two years old																	
31417	CANBY	12/19/1975	Active	12	1	3	-2	-14.29%	14	9	2		6	R	SC	3	\$25.00
2994	CLARKFIELD	05/12/1953	Active	22	0	3	-3	-12.00%	25	15	0		2	N	T,M,SC	5	\$30.00
2995	COMFREY	05/27/1963	Active	7	0	1	-1	-12.50%	8	52	1			R	M,VP,SC	1	\$25.00
2998	ECHO	04/18/1963	Cancelled(6*)	0	0	12	-12	-100.00%	12	7	5		None		P,S,T,M,VP SC	24+	
2999	FAIRMONT	02/06/1956	Active	20	1	0	1	5.26%	19		1		2	N	M,SC	3	\$625.00
3000	FULDA	01/24/1963	Active	24	0	0	0	0.00%	24		1		None		P,S,T,M,VP SC	2	\$25.00
3002	GRANITE FALLS	04/09/1973	Active	38	1	1	0	0.00%	38	14	2			N	T,VP,SC	0	\$90.00
43984	HADLEY	06/30/1984	Active	35	14	4	10	40.00%	27	6	0		2	R	SC	0	\$65.00
Exc Award (06/30/2017)																	
3006	JACKSON	04/06/1960	Active	37	0	5	-5	-11.90%	42	26	4		3	N	M,VP,SC	1	\$1,000.00
34500	JASPER	10/18/1977	Active	27	4	3	1	3.85%	27	15	5			R		0	\$145.00
55465	JEFFERS COMMUNITY	03/28/1994	Active	20	7	1	6	42.86%	14	4	1				S,M,VP,SC	1	\$50.00
3008	LAKE BENTON	12/07/1966	Active	25	4	0	4	19.05%	21		1			N	P,T,M,SC	1	\$40.00
32313	LAKEFIELD	05/28/1976	Active	21	3	0	3	16.67%	18		1			N	M,SC	1	\$130.00
3009	LAMBERTON	01/15/1951	Active	11	0	0	0	0.00%	11		25		3		M,VP,SC	6	\$2,505.00
3010	LUCAN	09/17/1973	Active	46	4	2	2	4.55%	45	26	1			N		4	\$640.00
Exc Award (06/30/2023, 06/30/2024)																	
3011	LUVERNE	02/12/1958	Active	25	0	8	-8	-24.24%	33	22	1		None	N	P,T,VP,SC	2	\$220.00
51605	MADIELIA	05/13/1991	Active	26	3	3	0	0.00%	29	19	2			N	M,SC	3	\$35.00
3012	MARSHALL	04/23/1946	Active	24	0	0	0	0.00%	24		1			N		0	\$130.00
Exc Award (06/30/2023)																	
29078	MILROY	04/16/1974	Active	31	0	0	0	0.00%	31		10		2	R	S,M,SC	6	\$115.00
Exc Award (07/30/2017)																	
3013	MORGAN	08/18/1955	Active	21	1	2	-1	-4.55%	22	68	2			N	M,SC	0	\$160.00
31418	MOUNTAIN LAKE	12/15/1975	Active	22	1	1	0	0.00%	22	49	4			N	SC	2	\$30.00



Club Health Assessment for District 5M 3 through May 2025

			Status								Membership								Reports					Finance		LCIF
Club Number	Club Name	Charter Date		Current Member Count	YTD Members Added	YTD Members Dropped	YTD Net Growth	YTD Net Growth%	Member Count 12 Months Ago	Avg. length of service for dropped members	Months Since Last MMR ***	Yrs. Since Last Officer Report	President Rotation	Vice President Reported ****	Months Since Last Activity Report ***	Account Balance	Donations for current Fiscal Year									
			Number of times on status quo within last two years	If below 15 members appears				If net loss is greater than 20% appears			If no report in 3 months appears in	When more than one year appears in	Number of repeat terms	Notes the officers that do not have an active	If no report at 12 months appears in red											
3015	NEW ULM	03/22/1929	Active	62	6	8	-2	-3.13%	64	5	0			N	M,SC	0	\$1,020.00									
Exc Award (06/30/2023)																										
125178	Pipestone Lions Club	06/23/2015	Active	11	2	1	1	10.00%	7	0	3		2	R	SC	1	\$15.00									
3020	REDWOOD FALLS	06/07/1929	Active	37	2	2	0	0.00%	37	10	0		2	R	M,SC	0	\$255.00									
32063	SHERBURN	04/15/1976	Active	43	0	2	-2	-4.44%	45	33	0		2	R	P,M,VP,SC	1	\$370.00									
3028	SLEEPY EYE	01/04/1949	Active	19	2	0	2	11.76%	18		0				M,VP,SC	6	\$95.00									
128845	Springfield Area	09/06/2016	Active	32	7	1	6	23.08%	25	8	1			N		2	\$1,130.00									
3023	ST JAMES	10/16/1958	Active	19	0	2	-2	-9.52%	21	40	1			N	P,M,SC	0	\$430.00									
32354	TRACY	06/07/1976	Active	68	4	5	-1	-1.45%	70	20	1			N	M,SC	0	\$616.00									
Exc Award (06/30/2018, 07/01/2017)																										
32353	TRUMAN	06/16/1976	Active	11	0	4	-4	-26.67%	15	21	2			N	SC	2	\$85.00									
3030	TYLER	04/17/1972	Active	31	1	1	0	0.00%	31	0	5			N	M,VP,SC	2	\$110.00									
31240	VESTA	10/07/1975	Active	31	0	0	0	0.00%	31		22		12		M,VP,SC	4	\$50.00									
3032	WABASSO	11/17/1970	Active	66	2	6	-4	-5.71%	70	26	4				T,VP,SC	4	\$150.00									
47015	WESTBROOK	03/06/1987	Active(1)	18	3	1	2	12.50%	16	21	3			N	M,VP,SC	1	\$140.00									
3036	WINDOM	04/14/1971	Active	38	3	5	-2	-5.00%	40	16	0		2	R	SC	0	\$410.00									
Current Total Clubs Count	YTD New Clubs Count	YTD Cancelled Clubs Count	YTD Net Club Gain	Current Total Members Count	YTD Add	YTD Drop	YTD Net Growth	YTD Net Growth %	Member Count 12 Months Ago	Average Member Count Per Club	% of Clubs with less than 20 members	% No MMR in 3 Months	% No Officer Report in 12 Months	% of Clubs with balance 90+ days	Number of Clubs in Status Quo	% Status Quo Clubs in Financial Suspension	Number of Cancelled Clubs	Average Cancelled Club Age	Members Lost Due to Cancellation	% of Clubs Cancelled for Non-Financial Reasons						
34	0	1	-1	980	76	87	-11	-1.11%	996	29	24%	29%	0%	3%	0	0%	1	62	12	100%						

* - P - Priority Club. Cancellation Reasons: 1-Objectives/conduct, 2-Non-active club, 5-Non-existing club, 6-Disbanding, 7-Merger, 8-Financial Suspension, 9-District/Multiple District Dues.


** - Abbreviation: P-President, S-Secretary, T-Treasurer, M-Member Chairperson, VP-First Vice President, MC-Communications Chairperson, SC-Service Chairperson

*** - Abbreviation: N/R - Never reported using the Lions Clubs website, N/A - Not applicable, No password registered for the Lions Clubs website.

**** - Abbreviation: N - New, IP - Immediate Past, R - Repeat.




Club Health Assessment for District 5M 4 through May 2025

			Status	Membership							Reports					Finance	LCIF
Club Number	Club Name	Charter Date		Current Member Count	YTD Members Added	YTD Members Dropped	YTD Net Growth	YTD Net Growth%	Member Count 12 Months Ago	Avg. length of service for dropped members	Months Since Last MMR ***	Yrs. Since Last Officer Report	President Rotation	Vice President Reported ****	Months Since Last Activity Report ***	Account Balance	Donations for current Fiscal Year
			Number of times on status quo within last two years	If below 15 members appears				If net loss is greater than 20% appears			If no report in 3 months appears in	When more than one year appears in	Number of repeat terms	Notes the officers that do not have an active	If no report at 12 months appears in red		
Clubs less than two years old																	
177248	ALEXANDRIA CHAMPIONS	08/22/2024	Active	37	40	3	37	100.00%	0	0	0			VP	1		\$82.00
154469	Sauk Centre Sauk River Champions Exc Award (06/30/2024)	06/14/2023	Active	27	3	5	-2	-6.90%	28	1	3			VP	1		\$5.00
Clubs more than two years old																	
3132	ALEXANDRIA Exc Award (06/30/2017)	03/19/1963	Active	46	0	7	-7	-13.21%	53	15	1			VP	0		\$1,150.00
3133	APPLETON	05/05/1972	Active	15	0	0	0	0.00%	15		9		4	M,VP,SC	6		\$412.00
3134	ASHBY Exc Award (06/30/2017)	12/06/1967	Active	28	4	0	4	16.67%	23		0		2	N M,SC	3		\$5.00
32502	ATWATER Exc Award (06/30/2017)	06/21/1976	Active	35	4	6	-2	-5.41%	37	23	0			T,M,VP,SC	6		\$250.00
3138	BENSON	12/15/1966	Active	49	9	0	9	22.50%	40		0			N M,SC	0		\$156.00
2990	BIRD ISLAND	01/22/1964	Active	77	2	3	-1	-1.28%	78	12	1			N	1		\$4,302.00
3139	BRANDON Exc Award (06/30/2017)	03/18/1969	Active	15	2	2	0	0.00%	15	23	0		2	M,VP,SC	3		\$50.00
36678	BUFFALO LAKE Exc Award (06/30/2021, 06/30/2024)	03/05/1979	Active	52	4	9	-5	-8.77%	59	12	0		2	VP,SC	5		\$4,656.00
30549	CARLOS	04/14/1975	Active	18	3	2	1	5.88%	16	36	0		2	R M,VP,SC	2		\$505.00
34503	CEDAR MILLS	10/18/1977	Active	5	0	0	0	0.00%	5		14		8	T,M,VP,SC	6		\$150.00
3141	CLARA CITY Exc Award (06/30/2017)	03/29/1946	Active	26	4	1	3	13.04%	23	52	1		2	N M,VP,SC	0		\$948.00
3143	COSMOS	04/20/1964	Active	18	0	0	0	0.00%	18		2			N P,M,VP,SC	5		\$100.00
2997	DANUBE	02/03/1955	Active	14	2	4	-2	-12.50%	16	22	0			M,VP,SC	1		\$255.00
42046	DARWIN	12/28/1982	Active	38	0	0	0	0.00%	38		10			M,VP,SC	1		\$125.00
44281	DAWSON	10/31/1984	Active(1)	2	0	0	0	0.00%	2		12		3	P,M,VP,SC	6		\$5.00
3146	ELBOW LAKE	05/22/1945	Active	44	4	4	0	0.00%	44	1	2			N T,M,SC	5		\$140.00



Club Health Assessment for District 5M 4 through May 2025

			Status	Membership							Reports					Finance		LCIF
Club Number	Club Name	Charter Date		Current Member Count	YTD Members Added	YTD Members Dropped	YTD Net Growth	YTD Net Growth%	Member Count 12 Months Ago	Avg. length of service for dropped members	Months Since Last MMR ***	Yrs. Since Last Officer Report	President Rotation	Vice President Reported ****	Months Since Last Activity Report ***	Account Balance	Donations for current Fiscal Year	
			Number of times on status quo within last two years	If below 15 members appears					If net loss is greater than 20% appears			If no report in 3 months appears in	When more than one year appears in	Number of repeat terms	Notes the officers that do not have an active	If no report at 12 months appears in red		
Exc Award (06/30/2017)																		
97970	EVANSVILLE	11/07/2006	Active	13	0	0	0	0.00%	13		14		15		P,M,VP,SC	3	90+ Days	\$512.00
30552	FAIRFAX	04/14/1975	Active	25	0	0	0	0.00%	25		0		7	R	M,SC	0		\$5.00
55139	FORADA	12/20/1993	Active	31	0	5	-5	-13.89%	36	12	0			N	M,SC	1		\$150.00
30254	FRANKLIN	02/21/1975	Active	19	0	1	-1	-5.00%	20	3	4			N	M,SC	1		\$5.00
Exc Award (06/30/2017)																		
105081	GARFIELD	03/25/2009	Active	12	0	0	0	0.00%	15		11			N	P,M,SC	2		\$105.00
3149	GLENWOOD	10/18/1940	Active	17	0	0	0	0.00%	17		7		3	R	T,M,SC	2		\$500.00
123557	Grant County	11/06/2014	Active	29	1	0	1	3.57%	28		7			N	SC	5		\$833.00
Exc Award (06/30/2018)																		
34159	GROVE CITY	06/29/1977	Active	18	2	4	-2	-10.00%	20	18	0		2	N	T,M,VP,SC	0		\$150.00
3150	HANCOCK	10/21/1953	Active	12	0	0	0	0.00%	12		4		4		M,VP,SC	4		\$62.00
36189	HECTOR	11/06/1978	Active	46	0	1	-1	-2.13%	47	7	0			N	M,VP,SC	5		\$312.00
Exc Award (06/30/2018, 06/30/2024)																		
3152	HOFFMAN	01/18/1968	Active	40	0	4	-4	-9.09%	44	9	9			N		0		\$300.00
3153	KENSINGTON	05/26/1964	Active	20	0	1	-1	-4.76%	21	17	9			N	P,M,VP,SC	6		\$12.00
45351	KERKHOVEN	09/30/1985	Active	27	0	2	-2	-6.90%	29	15	3		3		P,M,VP,SC	1		\$1,100.00
49098	KINGSTON	12/16/1988	Active	25	0	1	-1	-3.85%	26	36	0		7		P,T,M,VP,SC	6		\$75.00
3155	LITCHFIELD	01/23/1948	Active	46	0	3	-3	-6.12%	49	36	3			N	SC	9		\$1,350.00
Exc Award (06/30/2017)																		
29992	LOWRY	12/10/1974	Active	28	0	0	0	0.00%	28		14				M,VP,SC	5		\$224.00
Exc Award (06/30/2017)																		
3156	MAYNARD	01/30/1964	Active	18	3	8	-5	-21.74%	23	18	0		5		M,VP,SC	0		\$50.00
3158	MILAN	03/29/1951	Active	20	1	1	0	0.00%	20	17	1			N		6		\$334.00
Exc Award (06/30/2016, 06/30/2017)																		
29832	MILTONA	10/21/1974	Active	27	4	4	0	0.00%	30	3	2			R	M,SC	2		\$25.00
3159	MONTEVIDEO	04/01/1946	Active	31	2	4	-2	-6.06%	33	6	0		2	R	SC	0		\$2,716.00



Club Health Assessment for District 5M 4 through May 2025

Club Number	Club Name	Charter Date	Status	Membership							Reports					Finance	LCIF
				Current Member Count	YTD Members Added	YTD Members Dropped	YTD Net Growth	YTD Net Growth%	Member Count 12 Months Ago	Avg. length of service for dropped members	Months Since Last MMR ***	Yrs. Since Last Officer Report	President Rotation	Vice President Reported ****	Months Since Last Activity Report ***	Account Balance	Donations for current Fiscal Year
			Number of times on status quo within last two years	If below 15 members appears				If net loss is greater than 20% appears			If no report in 3 months appears	When more than one year appears in	Number of repeat terms	Notes the officers that do not have an active	If no report at 12 months appears in red		
Exc Award (06/30/2016, 06/30/2023)																	
3160	MORRIS	05/19/1939	Active	28	1	1	0	0.00%	28	2	0		2	R	M,SC	0	\$300.00
46809	NEW LONDON	01/09/1987	Active	15	1	0	1	7.14%	14		10				VP,SC	0	\$258.00
Exc Award (06/30/2017)																	
3017	OLIVIA	01/09/1957	Active	23	1	2	-1	-4.17%	24	12	1		4	R	M,SC	2	\$362.00
Exc Award (06/30/2017)																	
3162	OSAKIS	06/22/1970	Active	20	0	0	0	0.00%	20		5			N	SC	1	\$590.00
40489	PENNOCK	11/25/1981	Active	19	0	1	-1	-5.00%	20	22	6		6		P,M,VP,SC	1	\$2,000.00
33993	RAYMOND	06/13/1977	Active	30	3	0	3	11.11%	27		5			N	M,SC	0	\$851.00
41819	RENVILLE	09/03/1982	Active	21	0	2	-2	-8.70%	23	16	2			N	M,SC	2	\$248.00
3022	SACRED HEART	05/01/1953	Active	17	1	2	-1	-5.56%	18	2	2			N	M,SC	3	\$1,233.35
Exc Award (06/30/2017)																	
3170	SAUK CENTRE	09/23/1946	Active	65	9	3	6	10.17%	59	18	0			N		0	\$5,166.50
Exc Award (06/30/2017, 06/30/2020, 06/30/2023)																	
38851	SPICER SUNRISE	08/04/1980	Active	44	3	4	-1	-2.22%	45	13	0			N		1	\$3,344.00
Exc Award (06/30/2017, 06/30/2023)																	
99512	VILLARD AREA	06/04/2007	Active	12	0	0	0	0.00%	12		10		7	R	M,VP,SC	8	\$5.00
3176	WATSON	01/19/1956	Active	12	0	2	-2	-14.29%	14	9	1			R	P,M,SC	1	\$112.00
Exc Award (06/30/2017)																	
32912	WENDELL	11/09/1976	Active	19	0	3	-3	-13.64%	24	24	5			N	M,SC	9	\$350.00
3177	WHEATON	01/27/1947	Active	25	5	3	2	8.70%	23	10	4		2	R	P,M,SC	1	\$300.00
3178	WILLMAR NOON	09/13/1940	Active	22	3	3	0	0.00%	22	27	9			N	S,M,SC	6	\$1,632.00

Clubs Cancelled Previous Fiscal Year – Clubs Cancelled within last 12 months may be reinstated

Club Number	Club Name	Charter Date	Current Status*	Cancellation Date
145113	Willmar Vyas	04/08/2021	Cancelled(8*)	12/29/2023



Club Health Assessment for District 5M 4 through May 2025

				Status				Membership						Reports				Finance		LCIF	
Club Number	Club Name	Charter Date																			

* - P - Priority Club. Cancellation Reasons: 1-Objectives/conduct, 2-Non-active club, 5-Non-existing club, 6-Disbanding, 7-Merger, 8-Financial Suspension, 9-District/Multiple District Dues.

** - Abbreviation: P-President, S-Secretary, T-Treasurer, M-Member Chairperson, VP-First Vice President, MC-Communications Chairperson, SC-Service Chairperson

*** - Abbreviation: N/R - Never reported using the Lions Clubs website, N/A - Not applicable, No password registered for the Lions Clubs website.

**** - Abbreviation: N - New, IP - Immediate Past, R - Repeat.



Club Health Assessment for District 5M 5 through May 2025

			Status	Membership							Reports					Finance	LCIF
Club Number	Club Name	Charter Date		Current Member Count	YTD Members Added	YTD Members Dropped	YTD Net Growth	YTD Net Growth%	Member Count 12 Months Ago	Avg. length of service for dropped members	Months Since Last MMR ***	Yrs. Since Last Officer Report	President Rotation	Vice President Reported ****	Months Since Last Activity Report ***	Account Balance	Donations for current Fiscal Year
			Number of times on status quo within last two years	If below 15 members appears					If net loss is greater than 20% appears		If no report in 3 months appears in	When more than one year appears in	Number of repeat terms	Notes the officers that do not have an active	If no report at 12 months appears in red		
Clubs more than two years old																	
2947	BLOOMINGTON	01/30/1951	Active	65	2	0	2	3.17%	63		3		2	N	SC	0	\$510.00
Exc Award (06/30/2016, 06/30/2017, 06/30/20																	
2949	BROOKLYN CENTER	03/30/1955	Active	34	3	2	1	3.03%	33	4	0			N	M	0	\$1,080.00
Exc Award (06/30/2016, 06/30/2017, 06/30/20																	
143549	Brooklyn Center Lady Lions	11/18/2020	Active	16	1	1	0	0.00%	16	3	4		5	R		0	\$350.00
Exc Award (06/30/2021, 06/30/2023)																	
2950	BROOKLYN PARK	05/24/1961	Active	29	4	0	4	16.00%	25		0		2	N	SC	0	90+ Days \$516.00
Exc Award (06/30/2023)																	
82965	BROOKLYN PARK LADY	06/30/2004	Active	10	1	0	1	11.11%	9		0		2	N	SC	0	\$500.00
Exc Award (06/30/2017, 06/30/2018, 06/30/20																	
64953	CAMDEN	01/25/2002	Active	20	0	0	0	0.00%	22		11		12	R		4	\$25.00
Exc Award (06/30/2020)																	
2952	CORCORAN	12/01/1965	Active	32	0	1	-1	-3.03%	33	8	6		12	R	M,VP,SC	9	\$10.00
Exc Award (06/30/2021)																	
2953	CRYSTAL	05/16/1962	Active	16	0	2	-2	-11.11%	18	16	1		2	R	SC	2	\$10.00
29449	DAYTON	06/28/1974	Active	30	1	0	1	3.45%	29		1				VP,SC	1	\$625.00
2956	EDEN PRAIRIE	10/17/1960	Active	107	13	10	3	2.88%	104	19	0				VP,SC	0	\$1,000.00
Exc Award (06/30/2017, 06/30/2018)																	
145775	Eden Prairie Lioness	04/01/2021	Active	30	3	3	0	0.00%	32	7	0			R	SC	4	\$1,000.00
Exc Award (06/30/2023)																	
2957	EDINA	01/21/1946	Active	9	0	1	-1	-10.00%	10	3	6		5	N	M,SC	2	\$550.00
128310	Excelsior	07/21/2016	Active	69	18	7	11	18.97%	58	1	0			N	M,SC	1	\$500.00
Exc Award (06/30/2021, 06/30/2023, 06/30/20																	
34499	HAMEL	10/18/1977	Active	54	2	0	2	3.85%	58		1			N		0	\$12,210.00
Exc Award (06/30/2017, 06/30/2019, 06/30/20																	
2959	HOPKINS	11/28/1938	Active	40	4	5	-1	-2.44%	40	4	0				VP	0	\$600.00
Exc Award (06/30/2016, 06/30/2017, 06/30/20																	



Club Health Assessment for District 5M 5 through May 2025

			Status	Membership							Reports					Finance		LCIF
Club Number	Club Name	Charter Date		Current Member Count	YTD Members Added	YTD Members Dropped	YTD Net Growth	YTD Net Growth%	Member Count 12 Months Ago	Avg. length of service for dropped members	Months Since Last MMR ***	Yrs. Since Last Officer Report	President Rotation	Vice President Reported ****	Months Since Last Activity Report ***	Account Balance	Donations for current Fiscal Year	
			Number of times on status quo within last two years	If below 15 members appears				If net loss is greater than 20% appears			If no report in 3 months appears in	When more than one year appears in	Number of repeat terms	Notes the officers that do not have an active	If no report at 12 months appears in red			
46384	HOPKINS NOONTIME	06/30/1986	Active	12	0	0	0	0.00%	12		0			N	SC	0	\$250.00	
	Exc Award (06/30/2017, 06/30/2019, 06/30/2020)																	
2960	LORETTO	05/22/1969	Active	18	5	2	3	20.00%	18	7	0		14		M,VP,SC	0	\$10.00	
2961	MAPLE GROVE	03/05/1963	Active	88	16	12	4	4.76%	84	4	0				M,VP,SC	0	\$1,400.00	
	Exc Award (06/30/2017, 06/30/2019, 06/30/2020)																	
82988	MINNEAPOLIS AMBASSADORS	06/30/2004	Active	104	15	9	6	6.12%	97	5	0			R	SC	4	\$11,365.00	
	Exc Award (06/30/2017, 06/30/2019, 06/30/2020)																	
111413	MINNEAPOLIS CAN DO CANINES	06/22/2011	Active	14	1	0	1	7.69%	15		0			IP	SC	0	\$90.00	
	Exc Award (06/30/2016, 06/30/2018)																	
105031	MINNEAPOLIS DOWNTOWN NEXT GENERATION	03/18/2009	Active	53	3	12	-9	-14.52%	61	3	0			N		0	\$674.00	
	Exc Award (06/30/2016, 06/30/2017, 06/30/2020)																	
2970	MINNEAPOLIS NORTHEAST	05/06/1940	Active	74	5	4	1	1.37%	70	16	0			IP	SC	0	\$3,120.00	
	Exc Award (06/30/2021, 06/30/2022, 06/30/2023)																	
127162	Minneapolis Northside Roaring Lions	03/25/2016	Active(2)	15	0	0	0	0.00%	15		14		4		T,M,VP,SC	7	\$10.00	
	Exc Award (06/30/2019)																	
2972	MINNEAPOLIS RIVERVIEW	10/17/1962	Active	20	1	0	1	5.26%	19		4		23	N	M,SC	1	\$2,616.00	
	Exc Award (06/30/2018, 06/30/2023, 06/30/2024)																	
2974	MINNEAPOLIS SOUTHWEST	02/25/1946	Active	6	0	0	0	0.00%	6		14		3	R	M	6	\$10.00	
	Exc Award (06/30/2019)																	
107283	MINNEAPOLIS SPECIAL OLYMPIC MINNESOTA	01/18/2010	Active	17	0	0	0	0.00%	17		10		3		VP,SC	10	\$10.00	
2976	NEW HOPE	11/19/1953	Active	42	5	3	2	5.00%	42	22	1		12	R	SC	1	\$500.00	
	Exc Award (06/30/2017, 06/30/2019, 06/30/2020)																	
2977	NORTHWEST TONKA	08/30/1950	Active	39	1	1	0	0.00%	39	41	1			N	M,VP,SC	2	\$10.00	
	Exc Award (06/30/2018, 06/30/2023)																	
2978	ORONO DISTRICT	03/16/1952	Active	25	0	0	0	0.00%	25		13		8	R	M,VP,SC	0	\$565.00	
	Exc Award (06/30/2018)																	
2979	OSSEO	08/28/1944	Active	53	0	4	-4	-7.02%	59	3	1		None		P,VP,SC	0	\$3,770.00	



Club Health Assessment for District 5M 5 through May 2025

			Status	Membership							Reports					Finance		LCIF		
Club Number	Club Name	Charter Date		Current Member Count	YTD Members Added	YTD Members Dropped	YTD Net Growth	YTD Net Growth%	Member Count 12 Months Ago	Avg. length of service for dropped members	Months Since Last MMR ***	Yrs. Since Last Officer Report	President Rotation	Vice President Reported ****	Months Since Last Activity Report ***	Account Balance	Donations for current Fiscal Year			
			Number of times on status quo within last two years	If below 15 members appears	If net loss is greater than 20% appears						If no report in 3 months appears in	When more than one year appears in	Number of repeat terms	Notes the officers that do not have an active	If no report at 12 months appears in red					
Exc Award (06/30/2022, 06/30/2024)																				
2980	PLYMOUTH	11/11/1959	Active	25	2	5	-3	-10.71%	28	9	2			N	M,SC	3	\$5,000.00			
97536	RICHFIELD	06/30/2006	Active	18	2	1	1	5.88%	16	37	3		4	R	T,SC	1	\$1,500.00			
Exc Award (06/30/2016)																				
2982	ROBBINSDALE	02/28/1939	Active	33	18	6	12	57.14%	21	3	0			R	SC	4	\$510.00			
Exc Award (06/30/2017)																				
32910	ROGERS	11/04/1976	Active	81	6	9	-3	-3.57%	84	16	0			N	SC	1	90+ Days \$1,000.00			
Exc Award (06/30/2017, 06/30/2018)																				
2984	ST BONIFACIUS	09/13/1971	Active	30	0	0	0	0.00%	30		0				M,VP,SC	6	\$100.00			
2985	ST LOUIS PARK	04/28/1942	Active	22	0	3	-3	-12.00%	26	30	5		2	R	SC	0	\$510.00			
Exc Award (06/30/2016, 06/30/2017, 06/30/20)																				
2987	WAYZATA	08/27/1952	Active	23	5	0	5	27.78%	20		1		4	R	M,SC	9	\$9,202.00			
Exc Award (06/30/2018, 06/30/2023)																				
Current Total Clubs Count	YTD New Clubs Count	YTD Cancelled Clubs Count	YTD Net Club Gain	Current Total Members Count	YTD Add	YTD Drop	YTD Net Growth	YTD Net Growth %	Member Count 12 Months Ago	Average Member Count Per Club	% of Clubs with less than 20 members	% No MMR in 3 Months	% No Officer Report in 12 Months	% of Clubs with balance 90+ days	Number of Clubs in Status Quo	% Status Quo Clubs in Financial Suspension	Number of Cancelled Clubs	Average Cancelled Club Age	Members Lost Due to Cancellation	% of Clubs Cancelled for Non-Financial Reasons
37	0	0	0	1,373	137	103	34	2.54%	1,354	37	30%	32%	0%	5%	0	0%	0	0	0	0%

* - P - Priority Club. Cancellation Reasons: 1-Objectives/conduct, 2-Non-active club, 5-Non-existing club, 6-Disbanding, 7-Merger, 8-Financial Suspension, 9-District/Multiple District Dues.


** - Abbreviation: P-President, S-Secretary, T-Treasurer, M-Member Chairperson, VP-First Vice President, MC-Communications Chairperson, SC-Service Chairperson

*** - Abbreviation: N/R - Never reported using the Lions Clubs website, N/A - Not applicable, No password registered for the Lions Clubs website.

**** - Abbreviation: N - New, IP - Immediate Past, R - Repeat.



Club Health Assessment for District 5M 6 through May 2025

			Status	Membership							Reports					Finance	LCIF
Club Number	Club Name	Charter Date		Current Member Count	YTD Members Added	YTD Members Dropped	YTD Net Growth	YTD Net Growth%	Member Count 12 Months Ago	Avg. length of service for dropped members	Months Since Last MMR ***	Yrs. Since Last Officer Report	President Rotation	Vice President Reported ****	Months Since Last Activity Report ***	Account Balance	Donations for current Fiscal Year
			Number of times on status quo within last two years	If below 15 members appears				If net loss is greater than 20% appears			If no report in 3 months appears in	When more than one year appears in	Number of repeat terms	Notes the officers that do not have an active	If no report at 12 months appears in red		
Clubs more than two years old																	
124786	Afton/Bayport/Lakeland (ABL)	04/30/2015	Active	31	8	2	6	24.00%	25	1	0		2	R	0		\$1,595.00
Exc Award (06/30/2017, 06/30/2018, 06/30/2020)																	
2786	BURNSVILLE SAVAGE	05/12/1966	Active	45	7	7	0	0.00%	45	11	1		2	R	0		\$12,050.00
Exc Award (06/30/2022, 06/30/2024)																	
2793	COTTAGE GROVE	12/01/1970	Active	102	23	3	20	24.39%	93	3	1			N	M,SC	1	\$100.00
Exc Award (06/30/2018, 06/30/2019)																	
2794	EAGAN L C	10/01/1969	Active	52	5	4	1	1.96%	51	7	1				VP	0	\$1,600.00
Exc Award (06/30/2023)																	
46184	FALCON HEIGHTS LAUDERDALE	05/14/1986	Active	46	1	0	1	2.22%	45		3			N	M	6	\$1,000.00
2796	FARMINGTON	03/31/1953	Active	19	1	9	-8	-29.63%	27	18	0			R	M,SC	1	\$600.00
Exc Award (06/30/2019)																	
2800	HASTINGS RIVERTOWN	01/23/1967	Active	29	4	1	3	11.54%	28	2	0			N	M	0	\$2,750.00
Exc Award (06/30/2019, 06/30/2022)																	
2803	LAKEVILLE	02/17/1953	Active	118	28	2	26	28.26%	94	6	0			N		1	\$6,210.00
Exc Award (06/30/2017, 06/30/2020, 06/30/2024)																	
55890	LAKEVILLE LAKESIDE	06/28/1994	Active	4	0	1	-1	-20.00%	5	38	2		7		M,VP,SC	3	
2806	MAPLEWOOD NORTH	03/23/1964	Active	20	1	1	0	0.00%	20	20	0			N		0	\$150.00
Exc Award (06/30/2016, 06/30/2019)																	
2805	MAPLEWOOD OAKDALE L C	09/26/1963	Active	15	3	0	3	25.00%	14		0		7	R	M,SC	0	\$200.00
40195	MIESVILLE	06/30/1981	Active	21	0	1	-1	-4.55%	22	43	10		11	R	M,VP,SC	1	
2807	MOUNDS VIEW	10/05/1964	Active	14	1	2	-1	-6.67%	15	46	0		2	R		2	\$1,000.00
Exc Award (06/30/2017)																	
2808	NEW BRIGHTON	10/09/1950	Active	61	25	9	16	35.56%	44	10	0		2	N		0	\$5,125.00
Exc Award (06/30/2019)																	
2811	NORTH SAINT PAUL	02/20/1945	Active	16	0	0	0	0.00%	16		0		2	R		1	\$400.00
2813	NORTH SUBURBAN EVENING	04/26/1973	Active	16	0	0	0	0.00%	16		11				VP,SC	4	
Exc Award (06/30/2018)																	



Club Health Assessment for District 5M 6 through May 2025

			Status	Membership							Reports					Finance	LCIF
Club Number	Club Name	Charter Date		Current Member Count	YTD Members Added	YTD Members Dropped	YTD Net Growth	YTD Net Growth%	Member Count 12 Months Ago	Avg. length of service for dropped members	Months Since Last MMR ***	Yrs. Since Last Officer Report	President Rotation	Vice President Reported ****	Months Since Last Activity Report ***	Account Balance	Donations for current Fiscal Year
			Number of times on status quo within last two years	If below 15 members appears				If net loss is greater than 20% appears			If no report in 3 months appears in	When more than one year appears in	Number of repeat terms	Notes the officers that do not have an active	If no report at 12 months appears in red		
2815	ROSEMOUNT	03/27/1962	Active	21	1	1	0	0.00%	21	3	5		9	VP,SC	6		\$165.00
	Exc Award (06/30/2019)																
2812	ROSEVILLE	04/20/1955	Cancelled(6*)	0	0	11	-11	-100.00%	11	19	8		None	P,S,T,M,VP SC	24+		
	Exc Award (06/30/2018)																
41301	SCANDIA MARINE	05/05/1982	Active	130	14	9	5	4.00%	125	20	1		N	SC	0		\$2,210.00
	Exc Award (06/30/2016, 06/30/2017, 06/30/2018)																
132532	Shoreview/Arden Hills	08/22/2017	Active	21	6	1	5	31.25%	16	0	5		None	R	P,M,SC	0	\$2,290.00
	Exc Award (06/30/2019, 06/30/2022, 06/30/2023)																
2826	SOUTH ST PAUL	12/10/1946	Active	73	5	1	4	5.80%	68	3	0		N		8		\$2,000.00
	Exc Award (06/30/2024)																
144826	SSP Southwest Lioness	02/11/2021	Active	25	6	0	6	31.58%	19		1		3	R	M,SC	0	\$50.00
	Exc Award (06/30/2023)																
2822	ST PAUL	06/18/1940	Active	28	3	5	-2	-6.67%	30	16	0		2		VP	9	\$2,100.00
	Exc Award (06/30/2017, 06/30/2020, 06/30/2021)																
2821	ST PAUL EAST PARKS	08/02/1955	Active	17	0	0	0	0.00%	17		0		2	N	M,SC	4	
2820	ST PAUL EAST SIDE	11/20/1951	Active	13	1	2	-1	-7.14%	15	32	3		6	N	SC	6	
33199	ST PAUL NORTH RAMSEY 500	01/13/1977	Active	13	3	0	3	30.00%	11		0		N		0		\$1,992.00
	Exc Award (06/30/2018, 06/30/2019)																
2823	ST PAUL PARK NEWPORT	09/28/1955	Active	60	8	5	3	5.26%	57	14	0			IP	8		\$5.00
	Exc Award (06/30/2024)																
2828	STILLWATER	05/25/1928	Active	29	0	3	-3	-9.38%	32	24	2		N	M,SC	8		\$800.00
39010	VADNAIS HEIGHTS	10/31/1980	Active	57	9	9	0	0.00%	59	7	0		N		0		\$6,110.00
	Exc Award (06/30/2016, 06/30/2017, 06/30/2018)																
2829	WHITE BEAR LAKE	02/22/1945	Active	67	2	5	-3	-4.29%	69	10	0		N	M,SC	6		\$10,838.19
	Exc Award (06/30/2019)																
2830	WILDWOOD	05/24/1956	Active	38	0	6	-6	-13.64%	43	22	0		N	SC	0		\$2,100.00
	Exc Award (06/30/2018)																
2831	WOODBURY	01/17/1969	Active	55	10	8	2	3.77%	53	6	1		2	VP	3		\$1,000.00



Club Health Assessment for District 5M 6 through May 2025

			Status	Membership							Reports					Finance	LCIF
Club Number	Club Name	Charter Date		Current Member Count	YTD Members Added	YTD Members Dropped	YTD Net Growth	YTD Net Growth%	Member Count 12 Months Ago	Avg. length of service for dropped members	Months Since Last MMR ***	Yrs. Since Last Officer Report	President Rotation	Vice President Reported ****	Months Since Last Activity Report ***	Account Balance	Donations for current Fiscal Year
			Number of times on status quo within last two years	If below 15 members appears				If net loss is greater than 20% appears			If no report in 3 months appears in	When more than one year appears in	Number of repeat terms	Notes the officers that do not have an active	If no report at 12 months appears in red		

Clubs Cancelled Previous Fiscal Year – Clubs Cancelled within last 12 months may be reinstated

Club Number	Club Name	Charter Date	Current Status*	Cancellation Date
2801	INVER GROVE HEIGHTS	05/26/1966	Cancelled(6*)	09/29/2023

Current Total Clubs Count	YTD New Clubs Count	YTD Cancelled Clubs Count	YTD Net Club Gain	Current Total Members Count	YTD Add	YTD Drop	YTD Net Growth	YTD Net Growth %	Member Count 12 Months Ago	Average Member Count Per Club	% of Clubs with less than 20 members	% No MMR in 3 Months	% No Officer Report in 12 Months	% of Clubs with balance 90+ days	Number of Clubs in Status Quo	% Status Quo Clubs in Financial Suspension	Number of Cancelled Clubs	Average Cancelled Club Age	Members Lost Due to Cancellation	% of Clubs Cancelled for Non-Financial Reasons
31	0	1	-1	1,256	175	108	67	5.63%	1,206	41	29%	19%	0%	0%	0	0%	1	127	11	100%

* - P - Priority Club. Cancellation Reasons: 1-Objectives/conduct, 2-Non-active club, 5-Non-existing club, 6-Disbanding, 7-Merger, 8-Financial Suspension, 9-District/Multiple District Dues.

** - Abbreviation: P-President, S-Secretary, T-Treasurer, M-Member Chairperson, VP-First Vice President, MC-Communications Chairperson, SC-Service Chairperson

*** - Abbreviation: N/R - Never reported using the Lions Clubs website, N/A - Not applicable, No password registered for the Lions Clubs website.

**** - Abbreviation: N - New, IP - Immediate Past, R - Repeat.



Club Health Assessment for District 5M 7 through May 2025

			Status	Membership							Reports					Finance	LCIF
Club Number	Club Name	Charter Date		Current Member Count	YTD Members Added	YTD Members Dropped	YTD Net Growth	YTD Net Growth%	Member Count 12 Months Ago	Avg. length of service for dropped members	Months Since Last MMR ***	Yrs. Since Last Officer Report	President Rotation	Vice President Reported ****	Months Since Last Activity Report ***	Account Balance	Donations for current Fiscal Year
			Number of times on status quo within last two years	If below 15 members appears				If net loss is greater than 20% appears			If no report in 3 months appears in	When more than one year appears in	Number of repeat terms	Notes the officers that do not have an active	If no report at 12 months appears in red		
Clubs more than two years old																	
32909	ALBERTVILLE	11/09/1976	Active	31	1	4	-3	-8.82%	34	12	1			N	M,SC	3	\$1,000.00
39026	ALMELUND	11/18/1980	Active	32	1	2	-1	-3.03%	33	22	1			N	M,SC	0	\$1,130.00
Exc Award (06/30/2018, 06/30/2023)																	
29903	ANDOVER	11/05/1974	Active	23	1	2	-1	-4.17%	25	25	1		3		VP,SC	2	\$120.00
Exc Award (06/30/2018)																	
2946	ANNANDALE	11/14/1962	Active	66	4	3	1	1.54%	64	26	0			N	SC	1	\$5,000.00
Exc Award (06/30/2018)																	
2781	ANOKA	12/03/1951	Active	41	7	2	5	13.89%	42	7	1		3		VP	6	
Exc Award (06/30/2017, 06/30/2018, 06/30/20)																	
30496	BECKER	04/08/1975	Active	28	1	0	1	3.70%	28		1		3	N	T,M,SC	0	\$200.00
Exc Award (06/30/2018, 06/30/2022)																	
2783	BIG LAKE	11/05/1973	Active	25	2	4	-2	-7.41%	28	26	0			N		1	\$200.00
Exc Award (06/30/2022, 06/30/2023)																	
142946	Big Lake Lioness	09/23/2020	Active	11	2	2	0	0.00%	11	4	1				VP,SC	0	\$25.00
Exc Award (06/30/2023)																	
105994	BLAINE CENTRAL	06/23/2009	Active	10	1	4	-3	-23.08%	13	6	0			R		0	\$200.00
Exc Award (06/30/2017, 06/30/2019, 06/30/20)																	
2951	BUFFALO	10/17/1945	Active	22	0	1	-1	-4.35%	26	32	1			N		10	\$50.00
2787	CAMBRIDGE	02/03/1955	Active	14	1	3	-2	-12.50%	16	29	1		3	R	SC	5	\$450.00
Exc Award (06/30/2018)																	
30253	CEDAR EAST BETHEL	02/24/1975	Active	40	6	1	5	14.29%	37	15	1		4	R	S,T,M,VP	0	\$100.00
29199	CENTERVILLE	04/30/1974	Active	28	3	1	2	7.69%	26	1	0			N	M,SC	1	\$2,235.00
Exc Award (06/30/2018, 06/30/2022)																	
2788	CHISAGO LAKES	06/03/1952	Active	48	9	4	5	11.63%	43	40	0		2	N		0	\$500.00
Exc Award (06/30/2018)																	
2789	CIRCLE PINESLEXINGTON	11/17/1955	Active	16	2	8	-6	-27.27%	22	7	4		2	N	M,SC	0	\$150.00
Exc Award (06/30/2018)																	



Club Health Assessment for District 5M 7 through May 2025

Club Number	Club Name	Charter Date	Status	Membership							Reports					Finance	LCIF
				Current Member Count	YTD Members Added	YTD Members Dropped	YTD Net Growth	YTD Net Growth%	Member Count 12 Months Ago	Avg. length of service members	Months Since Last MMR ***	Yrs. Since Last Officer Report	President Rotation	Vice President Reported ****	Months Since Last Activity Report ***	Account Balance	Donations for current Fiscal Year
			Number of times on status quo within last two years	If below 15 members appears				If net loss is greater than 20% appears			If no report in 3 months appears in	When more than one year appears in	Number of repeat terms	Notes the officers that do not have an active	If no report at 12 months red		
2790	CLEAR LAKE	05/14/1973	Active	81	0	3	-3	-3.57%	83	11	0			N	P,M,VP,SC	7	\$10,000.00
36190	CLEARWATER	11/20/1978	Active	39	4	4	0	0.00%	38	9	1		2	R	P,M,SC	8	
	Exc Award (06/30/2017)																
37767	COKATO DASSEL	12/10/1979	Active	43	5	0	5	13.16%	41		1			N		6	\$800.00
	Exc Award (06/30/2018, 06/30/2022)																
2791	COLUMBIA HEIGHTS	08/17/1955	Active	50	1	1	0	0.00%	48	16	4		2	R	SC	3	
	Exc Award (06/30/2022)																
32283	COLUMBUS	05/25/1976	Active	25	3	4	-1	-3.85%	26	14	0			N	T,SC	1	\$200.00
	Exc Award (06/30/2022)																
2792	COON RAPIDS	02/04/1954	Active	39	8	7	1	2.63%	38	20	0			N	SC	2	\$1,310.00
	Exc Award (06/30/2018, 06/30/2022, 06/30/2024)																
101191	COON RAPIDS NORTH STAR	03/03/2008	Active	25	1	0	1	4.17%	24		8			N	M,SC	2	
2954	DELANO	11/04/1965	Active	33	3	5	-2	-5.71%	34	6	2			R	M	3	
2795	ELK RIVER	03/22/1971	Active	26	2	4	-2	-7.14%	28	22	0		2	N	T,M,SC	1	\$1,890.00
2797	FOREST LAKE	04/14/1960	Active	44	5	3	2	4.76%	42	5	1			N	SC	0	\$1,900.00
	Exc Award (06/30/2017, 06/30/2023)																
2798	FRIDLEY	12/15/1953	Active	57	6	1	5	9.62%	55	3	1			N	SC	5	\$1,100.00
	Exc Award (06/30/2024)																
44937	GRANDY	05/20/1985	Active	36	3	4	-1	-2.70%	37	18	1			N	T,M,SC	2	
2799	HAM LAKE L C	03/14/1966	Active	34	3	0	3	9.68%	34		1		2		M,VP,SC	2	\$5,000.00
	Exc Award (06/30/2018, 06/30/2022)																
31238	HANOVER	10/20/1975	Active	21	0	0	0	0.00%	21		12		2		T,M,VP,SC	1	\$3,000.00
	Exc Award (06/30/2022)																
35681	HOWARD LAKE	05/25/1978	Active	33	3	4	-1	-2.94%	34	16	1			N	SC	1	
	Exc Award (06/30/2018, 06/30/2019)																
30143	HUGO	01/27/1975	Active	25	3	1	2	8.70%	23	2	2			N	M	3	
	Exc Award (06/30/2018)																
28130	ISANTI	03/15/1974	Active	33	0	0	0	0.00%	33		14		6	R	P,S,VP	6	\$1,000.00



Club Health Assessment for District 5M 7 through May 2025

			Status	Membership							Reports					Finance	LCIF
Club Number	Club Name	Charter Date		Current Member Count	YTD Members Added	YTD Members Dropped	YTD Net Growth	YTD Net Growth%	Member Count 12 Months Ago	Avg. length of service for dropped members	Months Since Last MMR ***	Yrs. Since Last Officer Report	President Rotation	Vice President Reported ****	Months Since Last Activity Report ***	Account Balance	Donations for current Fiscal Year
			Number of times on status quo within last two years	If below 15 members appears			If net loss is greater than 20% appears				If no report in 3 months appears in	When more than one year appears in	Number of repeat terms	Notes the officers that do not have an active	If no report at 12 months appears in red		
Exc Award (06/30/2018)																	
2804	LINO LAKES	04/28/1972	Active	16	8	1	7	77.78%	9	29	1		3	P,M,VP,SC	3		\$200.00
2962	MAPLE LAKE	10/11/1945	Active	47	19	5	14	42.42%	33	13	0		2	R SC	1		\$8,650.00
Exc Award (06/30/2018, 06/30/2024)																	
30761	MONTICELLO	05/12/1975	Active	80	1	2	-1	-1.23%	82	8	2			N SC	1		\$13,560.00
Exc Award (06/30/2016, 06/30/2018)																	
39027	MONTROSE	11/07/1980	Active	15	0	0	0	0.00%	16		11			N M,SC	0		\$500.00
2809	NORTH BRANCH	06/22/1973	Active	41	8	2	6	17.14%	35	2	0		2	N	2		\$4,000.00
Exc Award (06/30/2018)																	
103853	NOWTHEN	10/24/2008	Active	13	0	1	-1	-7.14%	15	16	0		None	P,M,VP	1		\$2,200.00
Exc Award (06/30/2022)																	
118463	OTSEGO	01/04/2013	Active	38	4	1	3	8.57%	45	4	0		3	IP	3		\$1,000.00
2814	RAMSEY	08/31/1972	Active	23	6	7	-1	-4.17%	24	3	1		4	N SC	0		\$6,200.00
Exc Award (06/30/2018)																	
2983	ROCKFORD	04/25/1956	Active	50	5	8	-3	-5.66%	53	21	0		None	P,M,VP,SC	3		
Exc Award (06/30/2018, 06/30/2022)																	
2816	RUSH CITY	10/05/1971	Active	38	3	1	2	5.56%	36	2	8			N M,SC	6		\$722.00
Exc Award (06/30/2018, 06/30/2022)																	
34610	SANTIAGO	11/17/1977	Active	28	8	3	5	21.74%	27	18	1			IP VP,SC	3		
2827	SPRING LAKE PARK	08/28/1956	Active	59	4	0	4	7.27%	59		1		None	P,VP,SC	3		\$1,495.00
Exc Award (06/30/2017, 06/30/2018, 06/30/2020)																	
2818	ST FRANCIS	08/07/1968	Active	15	2	2	0	0.00%	15	2	0			N S,M,SC	0		\$600.00
Exc Award (06/30/2017, 06/30/2018, 06/30/2020)																	
2986	ST MICHAEL	03/05/1964	Active	50	6	3	3	6.38%	47	7	2			N M,SC	3		\$2,000.00
Exc Award (06/30/2018)																	
33294	STACY	02/09/1977	Active	47	1	1	0	0.00%	47	5	1		2	R SC	0		\$1,000.00
Exc Award (06/30/2019, 06/30/2022)																	
29075	TAYLORS FALLS	04/10/1974	Active	16	2	3	-1	-5.88%	17	8	3		2	M,VP,SC	3		



Club Health Assessment for District 5M 7 through May 2025

Club Number	Club Name	Charter Date	Status	Membership							Reports					Finance	LCIF
				Current Member Count	YTD Members Added	YTD Members Dropped	YTD Net Growth	YTD Net Growth%	Member Count 12 Months Ago	Avg. length of service for dropped members	Months Since Last MMR ***	Yrs. Since Last Officer Report	President Rotation	Vice President Reported ****	Months Since Last Activity Report ***	Account Balance	Donations for current Fiscal Year
			Number of times on status quo within last two years	If below 15 members appears				If net loss is greater than 20% appears			If no report in 3 months appears	When more than one year appears in	Number of repeat terms	Notes the officers that do not have an active	If no report at 12 months appears in red		
40733	WAVERLY	01/31/1982	Active	43	0	1	-1	-2.27%	44	1	1		2	R M,VP,SC	4		\$200.00
31241	WYOMING	10/07/1975	Active	5	0	4	-4	-44.44%	9	5	0		None	P,S,M,VP,SC	6		
Exc Award (06/30/2017, 06/30/2018)																	
151327	Zimmerman Area	06/17/2022	Active	12	0	0	0	0.00%	19		11			T,M,VP	1	90+ Days	

Clubs Cancelled Previous Fiscal Year – Clubs Cancelled within last 12 months may be reinstated

Club Number	Club Name	Charter Date	Current Status*	Cancellation Date
101006	HANOVER CROW RIVER	01/24/2008	Cancelled(6*)	07/29/2023

Current Total Clubs Count	YTD New Clubs Count	YTD Cancelled Clubs Count	YTD Net Club Gain	Current Total Members Count	YTD Add	YTD Drop	YTD Net Growth	YTD Net Growth %	Member Count 12 Months Ago	Average Member Count Per Club	% of Clubs with less than 20 members	% No MMR in 3 Months	% No Officer Report in 12 Months	% of Clubs with balance 90+ days	Number of Clubs in Status Quo	% Status Quo Clubs in Financial Suspension	Number of Cancelled Clubs	Average Cancelled Club Age	Members Lost Due to Cancellation	% of Clubs Cancelled for Non-Financial Reasons
51	0	0	0	1,715	168	127	41	2.45%	1,719	34	22%	18%	0%	2%	0	0%	0	0	0	0%

* - P - Priority Club. Cancellation Reasons: 1-Objectives/conduct, 2-Non-active club, 5-Non-existing club, 6-Disbanding, 7-Merger, 8-Financial Suspension, 9-District/Multiple District Dues.

** - Abbreviation: P-President, S-Secretary, T-Treasurer, M-Member Chairperson, VP-First Vice President, MC-Communications Chairperson, SC-Service Chairperson

*** - Abbreviation: N/R - Never reported using the Lions Clubs website, N/A - Not applicable, No password registered for the Lions Clubs website.

**** - Abbreviation: N - New, IP - Immediate Past, R - Repeat.




Club Health Assessment for District 5M 8 through May 2025

			Status	Membership							Reports					Finance		LCIF
Club Number	Club Name	Charter Date		Current Member Count	YTD Members Added	YTD Members Dropped	YTD Net Growth	YTD Net Growth%	Member Count 12 Months Ago	Avg. length of service for dropped members	Months Since Last MMR ***	Yrs. Since Last Officer Report	President Rotation	Vice President Reported ****	Months Since Last Activity Report ***	Account Balance	Donations for current Fiscal Year	
			Number of times on status quo within last two years	If below 15 members appears					If net loss is greater than 20% appears		If no report in 3 months appears in	When more than one year appears in	Number of repeat terms	Notes the officers that do not have an active	If no report at 12 months appears in red			
Clubs less than two years old																		
182006	Central Minnesota Citizens Police Academy	05/01/2025	Newly Chartered	16	16	0	16	100.00%	0		0			N	SC	N/A	\$25.00	
154467	Milaca Area	06/13/2023	Active	25	0	7	-7	-21.88%	32	1	2		3	R	SC	2	\$115.16	
157641	Pine County Northern Lights Lions	04/04/2024	Active	31	4	1	3	10.71%	27	0	2		2	R	M,SC	3	\$115.16	
Clubs more than two years old																		
3131	ALBANY	03/07/1950	Active	59	3	1	2	3.51%	57	47	2			N	P,T,M,VP,SC	4	\$815.16	
Exc Award (06/30/2018)																		
3135	AVON	04/20/1966	Active	77	3	2	1	1.32%	76	3	1			N	M,SC	0	\$1,015.16	
Exc Award (06/30/2018)																		
140179	Avon Hills	11/18/2019	Active	22	3	7	-4	-15.38%	26	4	0		2	R	SC	0	\$3,980.48	
Exc Award (06/30/2022)																		
3136	BELGRADE	09/21/1960	Active	41	4	3	1	2.50%	38	4	0		2	R	VP,SC	0	\$15.16	
Exc Award (06/30/2017, 06/30/2018)																		
46810	BROWERVILLE	01/20/1987	Active	29	4	3	1	3.57%	28	16	1			N	T,M,SC	1	\$38.91	
102392	BUCKMAN AREA	06/11/2008	Active	10	0	0	0	0.00%	11		11		14	R	T,M,VP,SC	0	\$115.16	
Exc Award (06/30/2018)																		
3142	COLD SPRING	05/03/1945	Active	25	1	2	-1	-3.85%	26	31	9				VP,SC	0	\$415.16	
Exc Award (06/30/2017)																		
62345	COLD SPRING HOME PRIDE	09/13/1999	Active	38	1	3	-2	-5.00%	40	10	4			N		0	\$2,480.16	
Exc Award (06/30/2017, 06/30/2018, 06/30/2020)																		
82969	DUELM AREA	06/30/2004	Active	61	2	5	-3	-4.69%	64	21	2			N		0	\$940.16	
Exc Award (06/30/2018, 06/30/2022)																		
2901	EAGLE BEND	04/17/1973	Active	20	0	0	0	0.00%	20		10			N	P,T,M,VP,SC	0	\$258.91	
Exc Award (06/30/2018)																		
3145	EDEN VALLEY	10/24/1967	Active	46	14	3	11	31.43%	35	15	1		2	N	M,VP,SC	2	\$65.16	
Exc Award (06/30/2017, 06/30/2018)																		
88584	FARMING	06/09/2005	Active	33	0	0	0	0.00%	33		1			N	P,SC	0	\$2,315.16	
Exc Award (06/30/2018, 06/30/2024)																		




Club Health Assessment for District 5M 8 through May 2025

			Status	Membership							Reports					Finance	LCIF
Club Number	Club Name	Charter Date		Current Member Count	YTD Members Added	YTD Members Dropped	YTD Net Growth	YTD Net Growth%	Member Count 12 Months Ago	Avg. length of service for dropped members	Months Since Last MMR ***	Yrs. Since Last Officer Report	President Rotation	Vice President Reported ****	Months Since Last Activity Report ***	Account Balance	Donations for current Fiscal Year
			Number of times on status quo within last two years	If below 15 members appears				If net loss is greater than 20% appears			If no report in 3 months appears in	When more than one year appears in	Number of repeat terms	Notes the officers that do not have an active	If no report at 12 months appears in red		
42524	FINLAYSON & GIESE L C	04/29/1983	Active	24	4	3	1	4.35%	23	8	0		3	M,VP,SC	2		\$1,015.16
	Exc Award (06/30/2018, 06/30/2019)																
3147	FOLEY	03/11/1958	Active	42	3	0	3	7.69%	39		1		N	M,SC	0		\$515.16
	Exc Award (06/30/2018, 06/30/2024)																
3148	FREEPORT	04/08/1965	Active	45	3	7	-4	-8.16%	50	12	0		N	M,SC	0	90+ Days	\$1,515.16
	Exc Award (06/30/2017, 06/30/2018, 06/30/2020)																
29076	GRASSTON	04/08/1974	Active	16	1	2	-1	-5.88%	17	11	1		None	P,T,M,VP,SC	3		\$15.16
	Exc Award (06/30/2018)																
31237	GREENWALD	10/07/1975	Active	28	0	0	0	0.00%	28		6		N	M,SC	0		\$1,115.16
	Exc Award (06/30/2018, 06/30/2023)																
36793	GREY EAGLE-BURTRUM	03/30/1979	Active	37	2	3	-1	-2.63%	38	9	4		3	R, S,SC	1		\$615.16
	Exc Award (06/30/2018)																
2854	HINCKLEY	01/24/1972	Active	28	1	2	-1	-3.45%	29	14	0		N	SC	0		\$615.16
	Exc Award (06/30/2018)																
30710	HOLDINGFORD	05/19/1975	Active	31	1	0	1	3.33%	30		0		N		2		\$15.16
	Exc Award (06/30/2017)																
2856	ISLE	01/11/1971	Active	53	3	5	-2	-3.64%	55	2	1		2	R, M,SC	0		\$1,015.16
	Exc Award (06/30/2019)																
40095	KIMBALL	06/18/1981	Active	47	0	2	-2	-4.08%	48	26	1		N	SC	0		\$365.16
	Exc Award (06/30/2018)																
45064	LAKE HENRY	06/13/1985	Active	22	1	4	-3	-12.00%	25	12	2		3	M,VP,SC	7		\$415.16
89654	LE SAUK TOWNSHIP AREA	11/17/2005	Active	27	0	4	-4	-12.90%	31	15	1		N	SC	2		\$115.16
	Exc Award (06/30/2018)																
55966	LINCOLN SCANDIA VALLEY TOWNSHP	07/05/1994	Active	45	6	1	5	12.50%	46	25	0		3	R, M,SC	0		\$888.91
	Exc Award (06/30/2018, 06/30/2019)																
2857	LITTLE FALLS	01/30/1922	Active	39	3	1	2	5.41%	41	52	0		N	P,VP	0		\$1,015.16
	Exc Award (06/30/2018)																
58677	LITTLE FALLS DANDEE	09/05/1996	Active	28	3	2	1	3.70%	27	16	5			M,VP,SC	2		\$265.16
	Exc Award (06/30/2018)																




Club Health Assessment for District 5M 8 through May 2025

			Status	Membership							Reports					Finance	LCIF
Club Number	Club Name	Charter Date		Current Member Count	YTD Members Added	YTD Members Dropped	YTD Net Growth	YTD Net Growth%	Member Count 12 Months Ago	Avg. length of service for dropped members	Months Since Last MMR ***	Yrs. Since Last Officer Report	President Rotation	Vice President Reported ****	Months Since Last Activity Report ***	Account Balance	Donations for current Fiscal Year
			Number of times on status quo within last two years	If below 15 members appears				If net loss is greater than 20% appears			If no report in 3 months appears in	When more than one year appears in	Number of repeat terms	Notes the officers that do not have an active	If no report at 12 months appears in red		
45559	LITTLE FALLS LINDBERGH	12/18/1985	Active	23	5	0	5	27.78%	18		1			N	M,SC	0	\$315.16
2919	LONG PRAIRIE	01/11/1954	Active	47	3	6	-3	-6.00%	50	14	0		2	N		0	\$1,058.91
	Exc Award (06/30/2018)																
43327	LUXEMBURG	01/31/1984	Active	33	2	2	0	0.00%	33	4	0				VP,SC	1	\$565.16
	Exc Award (06/30/2018)																
3157	MELROSE	03/19/1958	Active	37	2	4	-2	-5.13%	39	3	0				M,VP,SC	10	\$1,165.16
2860	MORA	06/24/1958	Active	54	10	9	1	1.89%	53	6	0			IP	M,SC	1	\$1,215.16
	Exc Award (06/30/2018, 06/30/2019, 06/30/20)																
2861	MOTLEY	12/16/1971	Active	20	2	3	-1	-4.76%	21	3	3		2	R	T,M,SC	0	\$15,988.91
40353	NEW MUNICH	09/28/1981	Active	22	1	0	1	4.76%	21		2			N	T,M,VP,SC	0	\$15.16
31419	OGILVIE	12/15/1975	Active	19	0	0	0	0.00%	19		10			N	SC	0	\$1,215.16
	Exc Award (06/30/2018)																
34814	ONAMIA	12/27/1977	Active	26	4	1	3	13.04%	23	3	0				P,VP,SC	0	\$265.16
	Exc Award (06/30/2018)																
3163	PAYNESVILLE	09/03/1946	Active	60	7	8	-1	-1.64%	61	19	0			N	M,SC	0	\$1,295.16
	Exc Award (06/30/2017, 06/30/2022, 06/30/20)																
2864	PIERZ	05/05/1964	Active	64	5	5	0	0.00%	65	21	0			R	M,SC	0	\$690.16
2865	PINE CITY	01/25/1966	Active	39	3	7	-4	-9.30%	43	12	0			N		1	\$515.16
53682	PINE CITY PINE AREA	09/17/1992	Active	40	4	0	4	11.11%	40		0			N	SC	2	\$565.16
	Exc Award (06/30/2016, 06/30/2017, 06/30/20)																
2866	PRINCETON	10/23/1952	Active	64	4	8	-4	-5.88%	69	16	1			N	S,M,VP,SC	0	\$1,715.16
	Exc Award (06/30/2016, 06/30/2017, 06/30/20)																
78167	RAMEY MORRILL AREA	01/30/2004	Active	18	0	0	0	0.00%	18		0			N	P,SC	9	\$115.16
	Exc Award (06/30/2018)																
45482	RANDALL CUSHING AREA L C	11/11/1985	Active	19	3	7	-4	-17.39%	23	13	1			N	M,SC	3	\$338.91
37768	RICE	12/04/1979	Active	40	0	1	-1	-2.44%	41	2	0			N	P,M,SC	2	\$2,115.16
	Exc Award (06/30/2018)																
3164	RICHMOND	10/07/1964	Active	57	2	2	0	0.00%	57	3	0		3	R		0	\$415.16



Club Health Assessment for District 5M 8 through May 2025

			Status	Membership							Reports					Finance	LCIF
Club Number	Club Name	Charter Date		Current Member Count	YTD Members Added	YTD Members Dropped	YTD Net Growth	YTD Net Growth%	Member Count 12 Months Ago	Avg. length of service for dropped members	Months Since Last MMR ***	Yrs. Since Last Officer Report	President Rotation	Vice President Reported ****	Months Since Last Activity Report ***	Account Balance	Donations for current Fiscal Year
			Number of times on status quo within last two years	If below 15 members appears				If net loss is greater than 20% appears			If no report in 3 months appears in	When more than one year appears in	Number of repeat terms	Notes the officers that do not have an active	If no report at 12 months appears in red		
	Exc Award (06/30/2018)																
2868	ROCK CREEK	06/29/1972	Active	57	2	4	-2	-3.39%	59	3	0			N VP	4		\$1,015.16
	Exc Award (06/30/2018)																
31650	ROCKVILLE	02/11/1976	Active	41	3	0	3	7.89%	39		3			N P,T,VP,SC	0		\$65.16
	Exc Award (06/30/2016)																
36372	ROYALTON	12/28/1978	Active	41	3	1	2	5.13%	39	5	4			M,VP,SC	9		\$1,465.16
3165	SAINT CLOUD	07/18/1927	Active	36	0	0	0	0.00%	36		13		2	N M,SC	0		\$665.16
2869	SANDSTONE	11/02/1962	Active	40	2	4	-2	-4.76%	42	15	1			N	0		\$1,215.16
	Exc Award (06/30/2016)																
59993	SANDSTONE QUARRY	10/08/1997	Active	32	0	3	-3	-8.57%	39	3	1			N SC	0		\$465.16
	Exc Award (06/30/2018)																
3169	SARTELL	10/27/1965	Active	24	2	1	1	4.35%	23	15	0		9	VP	0		\$115.16
	Exc Award (06/30/2018, 06/30/2024)																
3171	SAUK RAPIDS	09/13/1929	Active	31	3	3	0	0.00%	31	16	1			N SC	0		\$565.16
	Exc Award (06/30/2016, 06/30/2017)																
61679	SAUK RAPIDS RIVERSIDE	03/26/1999	Active	76	6	11	-5	-6.17%	82	6	0			N	0		\$2,390.16
	Exc Award (06/30/2018, 06/30/2022, 06/30/20)																
121348	Sauk Rapids Tinville	02/17/2014	Active	51	1	0	1	2.00%	50		8			R T,SC	8		\$1,015.16
	Exc Award (06/30/2018)																
46611	SOBIESKI	10/28/1986	Active	63	1	2	-1	-1.56%	64	31	0			N M,SC	4		\$3,015.16
43204	ST AUGUSTA	12/05/1983	Active	44	0	3	-3	-6.38%	47	24	4			M,VP,SC	0		\$515.16
3166	ST CLOUD METRO	09/17/1973	Active	43	0	0	0	0.00%	43		14			N M,SC	10		\$515.16
	Exc Award (06/30/2017, 06/30/2018)																
3167	ST JOSEPH	02/25/1964	Active	52	6	2	4	8.33%	48	20	0			VP,SC	0		\$1,015.16
	Exc Award (06/30/2018)																
62793	ST JOSEPH Y2K	02/21/2000	Active	34	3	0	3	9.68%	31		2			N SC	0		\$315.16
	Exc Award (06/30/2016, 06/30/2018, 06/30/20)																
41820	ST MARTIN	09/20/1982	Active	32	3	3	0	0.00%	32	33	1			N SC	0		\$265.16
	Exc Award (06/30/2017, 06/30/2018, 06/30/20)																



Club Health Assessment for District 5M 8 through May 2025

			Status	Membership							Reports					Finance	LCIF
Club Number	Club Name	Charter Date		Current Member Count	YTD Members Added	YTD Members Dropped	YTD Net Growth	YTD Net Growth%	Member Count 12 Months Ago	Avg. length of service for dropped members	Months Since Last MMR ***	Yrs. Since Last Officer Report	President Rotation	Vice President Reported ****	Months Since Last Activity Report ***	Account Balance	Donations for current Fiscal Year
			Number of times on status quo within last two years	If below 15 members appears				If net loss is greater than 20% appears			If no report in 3 months appears in	When more than one year appears in	Number of repeat terms	Notes the officers that do not have an active	If no report at 12 months red		
40990	ST ROSA	03/08/1982	Active	27	1	1	0	0.00%	27	43	0			IP SC	0		\$325.16
	Exc Award (06/30/2018)																
3168	ST STEPHEN	06/30/1972	Active	33	2	3	-1	-2.94%	34	34	1			VP,SC	1		\$815.16
	Exc Award (06/30/2018)																
54578	STAPLES 93	06/11/1993	Active	33	1	2	-1	-2.94%	36	20	0		N		0		\$4,308.91
	Exc Award (06/30/2019, 06/30/2023)																
2936	STAPLES HOST	12/12/1938	Active	61	3	4	-1	-1.61%	62	20	2			P,VP	0		\$3,988.91
	Exc Award (06/30/2016, 06/30/2017, 06/30/20)																
34498	STURGEON LAKE	10/24/1977	Active	42	3	4	-1	-2.33%	43	16	0		N		0		\$8,915.16
	Exc Award (06/30/2018)																
2870	SWANVILLE	12/10/1951	Active	125	3	3	0	0.00%	125	15	1		N	P,M,VP,SC	4		\$1,115.16
	Exc Award (06/30/2018)																
2872	UPSALA	12/07/1967	Active	26	1	1	0	0.00%	26	30	1		N	SC	1		\$765.16
	Exc Award (06/30/2018)																
3175	WATKINS	10/15/1973	Active	40	3	5	-2	-4.76%	42	8	0		N	M,SC	1		\$1,015.16

Clubs Cancelled Previous Fiscal Year – Clubs Cancelled within last 12 months may be reinstated

Club Number	Club Name	Charter Date	Current Status*	Cancellation Date
62258	RANDALL-CUSHING LITTLE ELK	07/23/1999	Cancelled(6*)	06/29/2024

Current Total Clubs Count	YTD New Clubs Count	YTD Cancelled Clubs Count	YTD Net Club Gain	Current Total Members Count	YTD Add	YTD Drop	YTD Net Growth	YTD Net Growth %	Member Count 12 Months Ago	Average Member Count Per Club	% of Clubs with less than 20 members	% No MMR in 3 Months	% No Officer Report in 12 Months	% of Clubs with balance 90+ days	Number of Clubs in Status Quo	% Status Quo Clubs in Financial Suspension	Number of Cancelled Clubs	Average Cancelled Club Age	Members Lost Due to Cancellation	% of Clubs Cancelled for Non-Financial Reasons
72	1	0	1	2,811	195	196	-1	-0.04%	2,834	39	8%	21%	0%	1%	0	0%	0	0	0	0%

* - P - Priority Club. Cancellation Reasons: 1-Objectives/conduct, 2-Non-active club, 5-Non-existing club, 6-Disbanding, 7-Merger, 8-Financial Suspension, 9-District/Multiple District Dues.

** - Abbreviation: P-President, S-Secretary, T-Treasurer, M-Member Chairperson, VP-First Vice President, MC-Communications Chairperson, SC-Service Chairperson

*** - Abbreviation: N/R - Never reported using the Lions Clubs website, N/A - Not applicable, No password registered for the Lions Clubs website.

**** - Abbreviation: N - New, IP - Immediate Past, R - Repeat.



Club Health Assessment for District 5M 9 through May 2025

Club Number	Club Name	Charter Date	Status	Membership							Reports					Finance	LCIF
				Current Member Count	YTD Members Added	YTD Members Dropped	YTD Net Growth	YTD Net Growth%	Member Count 12 Months Ago	Avg. length of service for dropped members	Months Since Last MMR ***	Yrs. Since Last Officer Report	President Rotation	Vice President Reported ****	Months Since Last Activity Report ***	Account Balance	Donations for current Fiscal Year
			Number of times on status quo within last two years	If below 15 members appears				If net loss is greater than 20% appears			If no report in 3 months appears	When more than one year appears in	Number of repeat terms	Notes the officers that do not have appears in an active	If no report at 12 months red		
Clubs less than two years old																	
157313	Brainerd Lakes Area Lions Breakfast Club	03/27/2024	Active	35	19	3	16	84.21%	21	0	0		3	N	S,M,SC	4	\$60.00
179765	Crow Wing-Cass County Veterans-Law Enforcement	03/31/2025	Newly Chartered	23	23	0	23	100.00%	0		0				M,VP,SC	1	
153899	Pelican Rapids Area	06/14/2023	Active	9	0	1	-1	-10.00%	10	1	1		None		P,M,VP,SC	7	
178050	Sylvan Township Jacobs Crew	09/03/2024	Active	50	50	0	50	100.00%	0		1			R		4	\$35.00
Clubs more than two years old																	
2833	AITKIN Exc Award (06/30/2022)	05/05/1926	Active	51	2	3	-1	-1.92%	52	23	0		2		VP	0	\$1,218.50
30324	AKELEY	03/06/1975	Active	15	5	0	5	50.00%	10		2		3	R	S,M,VP,SC	2	
45763	ALDRICH	02/24/1986	Active	9	0	4	-4	-30.77%	13	3	0		None		P,T,M,VP,SC	5	
46502	BACKUS Exc Award (06/30/2021, 06/30/2022)	08/04/1986	Active	18	0	2	-2	-10.00%	20	3	1			N		0	\$2,550.00
2892	BATTLE LAKE	08/09/1956	Active	53	7	4	3	6.00%	50	17	6				M,VP,SC	1	\$821.25
34082	BAXTER Exc Award (06/30/2017)	06/20/1977	Active	19	0	2	-2	-9.52%	23	7	0			N	SC	5	\$1,510.00
29783	BLUFFTON Exc Award (06/30/2022)	09/30/1974	Active	32	0	2	-2	-5.88%	36	19	0			N		0	\$865.00
2839	BRAINERD	11/26/1921	Active	30	4	1	3	11.11%	27	7	1		2	R	SC	1	\$550.00
32708	CALLAWAY	09/29/1976	Active	17	0	0	0	0.00%	17		0		2	R	P,T,M,SC	5	
31416	CAMPBELL	12/22/1975	Active	13	1	0	1	8.33%	12		7		4		M,VP,SC	5	
2895	CASS LAKE	10/27/1947	Active	15	2	4	-2	-11.76%	17	40	10		4		M,VP,SC	0	\$305.00
44510	CORMORANT Exc Award (06/30/2023)	01/04/1985	Active	64	4	2	2	3.23%	61	9	0			N	M	5	\$1,200.00
41869	CROSSLAKE IDEAL Exc Award (06/30/2021)	10/26/1982	Active	54	0	7	-7	-11.48%	61	11	0		2		M,VP,SC	0	\$1,545.00
2843	CUYUNA RANGE	12/29/1937	Active	46	0	0	0	0.00%	46		10				M,VP,SC	6	\$1,000.00



Club Health Assessment for District 5M 9 through May 2025

			Status	Membership							Reports					Finance	LCIF
Club Number	Club Name	Charter Date		Current Member Count	YTD Members Added	YTD Members Dropped	YTD Net Growth	YTD Net Growth%	Member Count 12 Months Ago	Avg. length of service for dropped members	Months Since Last MMR ***	Yrs. Since Last Officer Report	President Rotation	Vice President Reported ****	Months Since Last Activity Report ***	Account Balance	Donations for current Fiscal Year
			Number of times on status quo within last two years	If below 15 members appears				If net loss is greater than 20% appears			If no report in 3 months appears in	When more than one year appears in	Number of repeat terms	Notes the officers that do not have an active	If no report at 12 months appears in red		
Exc Award (06/30/2017, 06/30/2018)																	
2897	DALTON	11/15/1973	Active	11	0	0	0	0.00%	11		7		14	R	M,VP,SC	5	\$160.00
2898	DEER CREEK	05/07/1973	Active	29	2	2	0	0.00%	29	40	0		2		M,VP,SC	9	\$1,000.00
2899	DETROIT LAKES	04/25/1957	Active	22	6	3	3	15.79%	19	6	0			IP	M,SC	0	\$700.00
128065	Dunn Township Dunvilla	06/23/2016	Active	15	0	2	-2	-11.76%	17	4	0		2	R	SC	4	\$100.00
150512	East Gull Lake Camp Confidence	04/26/2022	Active	44	2	1	1	2.33%	43	3	1				VP	0	\$10.00
Exc Award (06/30/2023, 06/30/2024)																	
45560	ELIZABETH	12/18/1985	Active	22	0	5	-5	-18.52%	28	12	0		None	N	P,M,SC	0	\$888.99
Exc Award (06/30/2017, 06/30/2019)																	
40734	EMILY OUTING 50 LK AREA	01/18/1982	Active	48	9	0	9	23.08%	39		0			N	M,SC	0	\$1,160.00
Exc Award (06/30/2021, 06/30/2022, 06/30/2023)																	
144647	Erie Township Four Corners	12/29/2020	Active	18	0	2	-2	-10.00%	20	1	0		2	N	M,SC	1	\$15.00
2907	FRAZEE	10/15/1973	Active	30	0	0	0	0.00%	30		0		5	N	M,SC	0	\$1,500.00
40491	GARRISON BAY LAKE AREA	11/24/1981	Active	27	4	7	-3	-10.00%	32	7	1		None	R	P,T,M	6	\$2,960.00
Exc Award (06/30/2019)																	
36038	GATEWAY L C	09/21/1978	Active	35	4	5	-1	-2.78%	36	5	2			N	M,SC	5	\$232.00
29991	HACKENSACK	12/13/1974	Active	41	0	1	-1	-2.38%	49	2	0		3		VP	0	\$21,165.00
Exc Award (06/30/2021)																	
2913	HENNING	03/06/1972	Active	27	4	3	1	3.85%	27	2	2		2	R	SC	2	\$100.00
35143	HEWITT	03/31/1978	Active	18	0	3	-3	-14.29%	21	16	1				M,VP,SC	0	\$100.00
Exc Award (06/30/2022)																	
32907	HILL CITY	11/04/1976	Active	37	1	3	-2	-5.13%	39	5	0		6		M,VP,SC	0	\$200.00
Exc Award (06/30/2017)																	
142427	Jenkins Area	08/06/2020	Active	8	0	0	0	0.00%	9		0		2	R	M,SC	7	\$100.00
35993	LAPORTE BENEDICT L C	08/28/1978	Active	23	5	1	4	21.05%	19	9	6		9	R	M,SC	3	
61090	LEADER	08/20/1998	Active	10	0	0	0	0.00%	10		1		2		P,M,VP,SC	0	\$250.00
32710	LONGVILLE	09/27/1976	Active	28	2	2	0	0.00%	28	2	8			N	M,SC	6	\$100.00



Club Health Assessment for District 5M 9 through May 2025

			Status	Membership							Reports					Finance		LCIF
Club Number	Club Name	Charter Date		Current Member Count	YTD Members Added	YTD Members Dropped	YTD Net Growth	YTD Net Growth%	Member Count 12 Months Ago	Avg. length of service for dropped members	Months Since Last MMR ***	Yrs. Since Last Officer Report	President Rotation	Vice President Reported ****	Months Since Last Activity Report ***	Account Balance	Donations for current Fiscal Year	
			Number of times on status quo within last two years	If below 15 members appears				If net loss is greater than 20% appears			If no report in 3 months appears in	When more than one year appears in	Number of repeat terms	Notes the officers that do not have an active	If no report at 12 months appears in red			
Exc Award (06/30/2017, 06/30/2019, 06/30/2020)																		
126602	Malmo Area	02/12/2016	Active	13	1	15	-14	-51.85%	27	7	1			M,VP	4		\$815.00	
Exc Award (06/30/2018, 06/30/2022)																		
2858	MC GREGOR	11/09/1965	Active	72	14	14	0	0.00%	72	14	0		3	R	M,SC	0	\$2,245.00	
45649	MERRIFIELD	01/31/1986	Active	19	0	4	-4	-17.39%	23	15	9		4		M,VP,SC	4	\$30.00	
66556	NEVIS	08/23/2002	Active	23	0	0	0	0.00%	27		0			N		0	\$130.00	
Exc Award (06/30/2017, 06/30/2019, 06/30/2020)																		
2924	NEW YORK MILLS	11/22/1968	Active	95	5	6	-1	-1.04%	96	26	3			N	SC	0	\$5,416.00	
2863	NISSWA	12/26/1972	Active	85	14	19	-5	-5.56%	92	8	0			N		0	\$3,734.00	
Exc Award (06/30/2017, 06/30/2022)																		
2931	NORTHLAND L C	12/04/1973	Active	34	3	0	3	9.68%	32		0		6	N	M,SC	4	\$105.00	
Exc Award (06/30/2022)																		
43135	OSAGE	11/21/1983	Active	32	2	0	2	6.67%	35		1		3	R	SC	0	\$1,020.00	
32193	OTTERTAIL	05/05/1976	Active	54	14	5	9	20.00%	45	4	0			N	M,VP,SC	2	\$9,930.00	
Exc Award (06/30/2018, 06/30/2022, 06/30/2020)																		
49341	PALISADE AREA LIONS	03/27/1989	Active	24	1	0	1	4.35%	25		3		2	R		0	\$3,006.00	
2927	PARK RAPIDS	04/09/1954	Active	34	3	4	-1	-2.86%	39	9	1		2	R	M,SC	1	\$430.00	
Exc Award (06/30/2022, 06/30/2024)																		
2928	PARKERS PRAIRIE	12/09/1963	Active	47	2	0	2	4.44%	45		4				P,M,VP	0	\$390.00	
98529	PARKERS PRAIRIE PRIDE	02/09/2007	Active	21	3	0	3	16.67%	18		3				M,VP,SC	1		
Exc Award (06/30/2022)																		
96830	PEQUOT LAKES BREEZY POINT	04/03/2006	Active	11	1	0	1	10.00%	10		2		2	R	SC	0	\$100.00	
2929	PERHAM	04/14/1972	Active	11	0	0	0	0.00%	11		10		3	R	M,SC	6		
148870	Perham Area Community	11/04/2021	Active	11	2	1	1	10.00%	14	3	8		4	N	M,SC	1		
44414	PILLAGER & AREA	12/11/1984	Active	48	7	1	6	14.29%	49	4	1		2	R		0	\$1,675.00	
Exc Award (06/30/2017, 06/30/2022, 06/30/2020)																		
36192	PINE RIVER	11/17/1978	Active	23	0	0	0	0.00%	23		0		2	R	M,SC	0	\$765.00	



Club Health Assessment for District 5M 9 through May 2025

			Status	Membership							Reports					Finance		LCIF
Club Number	Club Name	Charter Date		Current Member Count	YTD Members Added	YTD Members Dropped	YTD Net Growth	YTD Net Growth%	Member Count 12 Months Ago	Avg. length of service for dropped members	Months Since Last MMR ***	Yrs. Since Last Officer Report	President Rotation	Vice President Reported ****	Months Since Last Activity Report ***	Account Balance	Donations for current Fiscal Year	
			Number of times on status quo within last two years	If below 15 members appears				If net loss is greater than 20% appears			If no report in 3 months appears in	When more than one year appears in	Number of repeat terms	Notes the officers that do not have appears in an active	If no report at 12 months red			
41821	RIVERSIDE FERGUS FALLS	09/13/1982	Active	15	3	0	3	25.00%	12		0			N	2		\$1,060.48	
	Exc Award (06/30/2017)																	
125181	Rothsay	06/18/2015	Active	11	1	1	0	0.00%	11	1	0			N	0		\$2,240.00	
	Exc Award (06/30/2023, 06/30/2024)																	
2935	SEBEKA	04/22/1969	Active	12	2	1	1	9.09%	11	44	0		5	R	M,SC	0	\$135.00	
34731	UNDERWOOD	12/15/1977	Active	47	2	2	0	0.00%	47	17	2			N	P,T,SC	0	\$1,000.00	
	Exc Award (06/30/2024)																	
34612	URBANK	11/17/1977	Active	18	4	3	1	5.88%	18	7	2		3		M,VP,SC	7	\$1,000.00	
2941	VERGAS	02/19/1968	Active	62	8	1	7	12.73%	57	10	1				M,VP,SC	0	\$6,570.00	
	Exc Award (06/30/2017, 06/30/2019, 06/30/2020)																	
2942	VERNDALE	02/21/1968	Active	35	2	3	-1	-2.78%	37	8	2		2	N	M	0	\$460.00	
	Exc Award (06/30/2016, 06/30/2022, 06/30/2023)																	
2943	WADENA	01/23/1922	Active	46	5	8	-3	-6.12%	49	27	0				T,M,VP,SC	0	\$560.00	
	Exc Award (06/30/2022)																	
38018	WALKER	02/01/1980	Active	28	4	2	2	7.69%	27	30	1		8	N	M,SC	0	\$600.00	

Clubs Cancelled Previous Fiscal Year – Clubs Cancelled within last 12 months may be reinstated

Club Number	Club Name	Charter Date	Current Status*	Cancellation Date
37769	DENT	12/31/1979	Cancelled(6*)	05/29/2024

Current Total Clubs Count	YTD New Clubs Count	YTD Cancelled Clubs Count	YTD Net Club Gain	Current Total Members Count	YTD Add	YTD Drop	YTD Net Growth	YTD Net Growth %	Member Count 12 Months Ago	Average Member Count Per Club	% of Clubs with less than 20 members	% No MMR in 3 Months	% No Officer Report in 12 Months	% of Clubs with balance 90+ days	Number of Clubs in Status Quo	% Status Quo Clubs in Financial Suspension	Number of Cancelled Clubs	Average Cancelled Club Age	Members Lost Due to Cancellation	% of Clubs Cancelled for Non-Financial Reasons
64	2	0	2	1,977	259	165	94	4.99%	1,934	31	36%	22%	0%	0%	0	0%	0	0	0	0%

* - P - Priority Club. Cancellation Reasons: 1-Objectives/conduct, 2-Non-active club, 5-Non-existing club, 6-Disbanding, 7-Merger, 8-Financial Suspension, 9-District/Multiple District Dues.

** - Abbreviation: P-President, S-Secretary, T-Treasurer, M-Member Chairperson, VP-First Vice President, MC-Communications Chairperson, SC-Service Chairperson

*** - Abbreviation: N/R - Never reported using the Lions Clubs website, N/A - Not applicable, No password registered for the Lions Clubs website.

**** - Abbreviation: N - New, IP - Immediate Past, R - Repeat.



Club Health Assessment for District 5M 10 through May 2025

			Status	Membership							Reports					Finance		LCIF
Club Number	Club Name	Charter Date		Current Member Count	YTD Members Added	YTD Members Dropped	YTD Net Growth	YTD Net Growth%	Member Count 12 Months Ago	Avg. length of service for dropped members	Months Since Last MMR ***	Yrs. Since Last Officer Report	President Rotation	Vice President Reported ****	Months Since Last Activity Report ***	Account Balance	Donations for current Fiscal Year	
			Number of times on status quo within last two years	If below 15 members appears				If net loss is greater than 20% appears			If no report in 3 months appears in	When more than one year appears in	Number of repeat terms	Notes the officers that do not have an active	If no report at 12 months appears in red			
Clubs more than two years old																		
2835	BABBITT	03/21/1973	Active	25	3	1	2	8.70%	23	40	0		None	N	P,M,VP,SC	3	\$1,200.00	
Exc Award (06/30/2016, 06/30/2019, 06/30/2020)																		
2890	BEMIDJI	03/31/1939	Active	84	5	6	-1	-1.18%	84	11	0		2	R	SC	0	\$3,354.66	
Exc Award (06/30/2016, 06/30/2017, 06/30/2020)																		
62135	BEMIDJI FIRST CITY	06/21/1999	Active	20	4	5	-1	-4.76%	21	8	0		None		P,M,VP,SC	4	\$880.00	
Exc Award (06/30/2017, 06/30/2020)																		
45650	BIG FALLS	01/13/1986	Active	27	3	3	0	0.00%	27	14	0		14		T,M,VP,SC	5	\$245.00	
Exc Award (06/30/2018)																		
2837	BIGFORK	02/18/1957	Active(2)	9	0	1	-1	-10.00%	10	44	4		2	N	M,SC	3		
41302	BLACKDUCK	05/12/1982	Active	3	0	3	-3	-50.00%	6	32	4		9		M,VP,SC	4		
2840	CARLTON AREA	05/05/1972	Active	36	9	2	7	24.14%	29	5	0			N		0	\$500.00	
Exc Award (06/30/2018, 06/30/2019, 06/30/2020)																		
130754	Chisholm	04/27/2017	Active	12	5	0	5	71.43%	8		1		4		M,VP	4		
2842	COOK	09/28/1973	Active	88	32	9	23	35.38%	66	6	0		5	R	SC	4	\$3,385.00	
Exc Award (06/30/2016, 06/30/2017, 06/30/2020)																		
2844	DEER RIVER	08/26/1946	Active	42	10	2	8	23.53%	34	37	1			N	P,M,SC	5	\$1,180.00	
Exc Award (06/30/2017, 06/30/2018, 06/30/2020)																		
2845	DULUTH	09/21/1945	Active	76	2	4	-2	-2.56%	74	14	2			N		1	\$1,335.00	
Exc Award (06/30/2017, 06/30/2019, 06/30/2020)																		
126518	Duluth Campus Lions at University of Minnesota	01/18/2016	Active	10	9	3	6	150.00%	4	2	1			N	S,T,M,SC	3		
Exc Award (06/30/2022)																		
2850	GRAND MARAIS	05/08/1951	Active	27	4	8	-4	-12.90%	32	13	3		2		S,M,VP,SC	4	\$513.89	
Exc Award (06/30/2016, 06/30/2020)																		
2851	GRAND RAPIDS CAP BAKER	12/13/1921	Active	80	6	1	5	6.67%	75	2	1			N	M	0	\$535.00	
Exc Award (06/30/2016, 06/30/2017, 06/30/2020)																		
35142	GRAND RAPIDS STAR OF THE NORTH	03/17/1978	Active	48	5	5	0	0.00%	48	16	0			N	M,SC	4	\$100.00	
Exc Award (06/30/2018, 06/30/2022)																		



Club Health Assessment for District 5M 10 through May 2025

Club Number	Club Name	Charter Date	Status	Membership							Reports					Finance	LCIF
				Current Member Count	YTD Members Added	YTD Members Dropped	YTD Net Growth	YTD Net Growth%	Member Count 12 Months Ago	Avg. length of service members	Months Since Last MMR ***	Yrs. Since Last Officer Report	President Rotation	Vice President Reported ****	Months Since Last Activity Report ***	Account Balance	Donations for current Fiscal Year
			Number of times on status quo within last two years	If below 15 members appears				If net loss is greater than 20% appears			If no report in 3 months appears in	When more than one year appears in	Number of repeat terms	Notes the officers that do not have an active	If no report at 12 months red		
2838	GREENWAY L C	04/27/1939	Active	36	2	4	-2	-5.26%	38	3	1		18	R	P,M,VP,SC	4	
	Exc Award (06/30/2017, 06/30/2018, 06/30/2019)																
2852	HIBBING	10/06/1947	Active(3)	3	2	0	2	200.00%	2		3				S,M,VP,SC	4	90+ Days
	Exc Award (06/30/2017)																
2855	INTERNATIONAL FALLS	06/08/1954	Cancelled(8*)	0	0	10	-10	-100.00%	10	10	5	2	None		P,S,T,M,VP SC	24+	90+ Days
	Exc Award (06/30/2016, 06/30/2017)																
36293	ORR	12/11/1978	Active	14	1	0	1	7.69%	13		0		5		T,M,VP,SC	9	\$460.00
	Exc Award (06/30/2017, 06/30/2018, 06/30/2019)																
2867	PROCTOR	06/23/1972	Active(1)	6	0	2	-2	-25.00%	8	3	9		6	N	S,M,SC	9	
	Exc Award (06/30/2019, 06/30/2021)																
2847	Quad Cities	11/03/1921	Active	36	27	2	25	227.27%	11	45	1				M,VP,SC	2	\$240.00
	Exc Award (06/30/2018, 06/30/2020)																
28121	TWO HARBORS	02/07/1974	Active(1)	16	0	0	0	0.00%	16		6		5		M,VP,SC	4	
	Exc Award (06/30/2017, 06/30/2018)																
2873	VIRGINIA	10/01/1947	Cancelled(7*)	0	2	21	-19	-100.00%	19	17	5		None		P,S,T,M,VP SC	24+	
	Exc Award (06/30/2017, 06/30/2018, 06/30/2019)																

Clubs Cancelled Previous Fiscal Year – Clubs Cancelled within last 12 months may be reinstated

Club Number	Club Name	Charter Date	Current Status*	Cancellation Date
129738	Bemidji State University NTC	01/10/2017	Cancelled(8*)	06/29/2024

Current Total Clubs Count	YTD New Clubs Count	YTD Cancelled Clubs Count	YTD Net Gain	Current Total Members Count	YTD Add	YTD Drop	YTD Net Growth	YTD Net Growth %	Member Count 12 Months Ago	Average Member Count Per Club	% of Clubs with less than 20 members	% No MMR in 3 Months	% No Officer Report in 12 Months	% of Clubs with balance 90+ days	Number of Clubs in Status Quo	% Status Quo Clubs in Financial Suspension	Number of Cancelled Clubs	Average Cancelled Club Age	Members Lost Cancellation	% of Clubs Cancelled for Non-Financial Reasons
21	0	2	-2	698	131	92	39	5.92%	658	33	38%	29%	0%	5%	0	0%	2	78	31	0%

* - P - Priority Club. Cancellation Reasons: 1-Objectives/conduct, 2-Non-active club, 5-Non-existing club, 6-Disbanding, 7-Merger, 8-Financial Suspension, 9-District/Multiple District Dues.

** - Abbreviation: P-President, S-Secretary, T-Treasurer, M-Member Chairperson, VP-First Vice President, MC-Communications Chairperson, SC-Service Chairperson

*** - Abbreviation: N/R - Never reported using the Lions Clubs website, N/A - Not applicable, No password registered for the Lions Clubs website.

**** - Abbreviation: N - New, IP - Immediate Past, R - Repeat.



Club Health Assessment for District 5M 11 through May 2025

			Status	Membership							Reports					Finance	LCIF
Club Number	Club Name	Charter Date		Current Member Count	YTD Members Added	YTD Members Dropped	YTD Net Growth	YTD Net Growth%	Member Count 12 Months Ago	Avg. length of service for dropped members	Months Since Last MMR ***	Yrs. Since Last Officer Report	President Rotation	Vice President Reported ****	Months Since Last Activity Report ***	Account Balance	Donations for current Fiscal Year
			Number of times on status quo within last two years	If below 15 members appears					If net loss is greater than 20% appears		If no report in 3 months appears in	When more than one year appears in	Number of repeat terms	Notes the officers that do not have an active	If no report at 12 months appears in red		
Clubs more than two years old																	
2886	ADA	02/14/1952	Active	21	1	0	1	5.00%	22		0		2	N	M,SC	2	
30091	ALVARADO	01/10/1975	Active	18	0	3	-3	-14.29%	21	15	4		None		P,M,VP,SC	4	\$500.00
2887	ARGYLE	02/06/1952	Active(1)	72	0	0	0	0.00%	71		10		None		P,S,T,M,VP SC	2	
2888	BAGLEY	01/28/1974	Active	15	3	0	3	25.00%	12		5			IP	M,VP,SC	2	\$75.00
2889	BARNESVILLE	02/28/1952	Active	43	5	5	0	0.00%	43	11	1				M,VP,SC	3	\$550.00
62564	BARNESVILLE THURSDAY NITE	12/20/1999	Active	15	0	4	-4	-21.05%	25	2	3			N	M,SC	3	
2896	CROOKSTON	09/14/1938	Active	40	1	6	-5	-11.11%	45	20	2		None		P,T,M,VP,SC	0	\$350.00
2900	DILWORTH	10/22/1962	Active	52	4	7	-3	-5.45%	55	19	2			N	M,SC	0	\$1,000.00
Exc Award (06/30/2017, 06/30/2021)																	
82709	DILWORTH LOCO	06/22/2004	Active	16	0	2	-2	-11.11%	18	17	1			N	M,SC	0	\$75.00
2906	FERTILE	11/28/1956	Active	14	0	0	0	0.00%	14		0			N	M,VP,SC	0	
Exc Award (06/30/2016, 06/30/2017)																	
42748	FLOM & AREA L C	06/30/1983	Active	17	0	0	0	0.00%	18		10				M,VP,SC	3	\$500.00
33200	FOSSTON-LENGBY	01/24/1977	Active	33	3	1	2	6.45%	32	17	2			N	M,SC	3	\$1,000.00
Exc Award (06/30/2017, 06/30/2018)																	
39265	GARY	01/13/1981	Active	15	0	0	0	0.00%	15		9				P,T,M,VP,SC	24+	\$100.00
2908	GLYNDON	02/14/1966	Active	9	0	0	0	0.00%	9		12		3	N	M,SC	0	\$100.00
Exc Award (06/30/2016, 06/30/2018)																	
31236	GONVICK	10/07/1975	Status Quo(3)	32	0	0	0	0.00%	32		4	1	None		P,S,T,M,VP SC	5	90+ Days
2909	GOODRIDGE	11/01/1961	Active(1)	35	4	1	3	9.38%	33	0	0		4	R	P,T,M,VP,SC	0	\$500.00
62113	GOODRIDGE LION TAMERS	06/16/1999	Active	24	4	1	3	14.29%	21	5	1			N	M,SC	2	\$1,000.00
44511	GREENBUSH-BADGER	01/17/1985	Active	28	0	3	-3	-9.68%	29	14	3				M,VP,SC	4	\$100.00
2910	GRYGLA	01/20/1971	Active	72	2	5	-3	-4.00%	75	20	3			R	P,M,SC	2	\$400.00
2912	HALSTAD	04/18/1972	Active	13	4	1	3	30.00%	10	7	1		3		M,VP,SC	3	
29831	HAWLEY	10/17/1974	Active	48	8	1	7	17.07%	41	18	1				M,VP,SC	3	\$500.00



Club Health Assessment for District 5M 11 through May 2025

Club Number	Club Name	Charter Date	Status	Membership							Reports					Finance	LCIF
				Current Member Count	YTD Members Added	YTD Members Dropped	YTD Net Growth	YTD Net Growth%	Member Count 12 Months Ago	Avg. length of service for dropped members	Months Since Last MMR ***	Yrs. Since Last Officer Report	President Rotation	Vice President Reported ****	Months Since Last Activity Report ***	Account Balance	Donations for current Fiscal Year
			Number of times on status quo within last two years	If below 15 members appears				If net loss is greater than 20% appears			If no report in 3 months appears	When more than one year appears in	Number of repeat terms	Notes the officers that do not have an active	If no report at 12 months red		
30325	HITTERDAL Exc Award (06/30/2017)	03/11/1975	Active(1)	18	1	2	-1	-5.26%	19	18	0		2	M,VP,SC	0		\$500.00
2914	KARLSTAD Exc Award (06/30/2023)	09/28/1951	Active	27	0	1	-1	-3.57%	28	10	1		2	R M,SC	0		\$300.00
2916	LAKE BRONSON	04/28/1960	Active	10	0	0	0	0.00%	10		10		9	M,VP,SC	8		\$150.00
2918	LANCASTER	01/08/1961	Active	39	5	2	3	8.33%	36	6	2		2	R M,VP,SC	0		\$100.00
137920	Mahnomen-Waubun Area	05/15/2019	Active	15	1	2	-1	-6.25%	22	6	0			M,VP,SC	0		
99769	MOORHEAD	06/29/2007	Active	19	1	1	0	0.00%	19	2	9		3	M,VP,SC	4		\$50.00
2923	MOORHEAD MIDDAY CENTRAL	12/10/1958	Active	13	1	4	-3	-18.75%	16	27	0			P,M,VP,SC	10		\$100.00
34611	NEWFOLDEN	11/29/1977	Active	22	1	1	0	0.00%	22	4	7			M,VP,SC	4		\$150.00
29905	OSLO	11/05/1974	Active	24	4	2	2	9.09%	22	20	2		6	R M,SC	6		
31239	PLUMMER	10/10/1975	Active	32	2	1	1	3.23%	31	8	2		4	N T,M,VP,SC	24+		\$250.00
62114	PLUMMER LIONS TOO	06/17/1999	Active	28	5	0	5	21.74%	23		1		4	M,VP,SC	2		\$200.00
31185	RED LAKE FALLS Exc Award (06/30/2021, 06/30/2022)	09/22/1975	Active	44	1	3	-2	-4.35%	46	34	2		2	R M	2		\$6,150.00
2932	ROSEAU	06/06/1951	Active	13	0	2	-2	-13.33%	15	22	0		5	M,VP	4		
2934	SABIN Exc Award (06/30/2017)	11/15/1973	Active	11	1	0	1	10.00%	10		3			N M,SC	1		\$20.00
40735	ST HILAIRE Exc Award (06/30/2022)	01/28/1982	Active	25	0	1	-1	-3.85%	28	4	1			N T,M,SC	0		\$250.00
2937	STEPHEN	10/27/1959	Active	38	0	2	-2	-5.00%	40	23	1		5	P,M,VP,SC	3		\$250.00
2938	THIEF RIVER FALLS	10/08/1938	Active	29	0	3	-3	-9.38%	32	39	4		2	S,M,VP,SC	3		\$1,100.00
144837	Thief River Falls Lioness	02/01/2021	Active	21	5	0	5	31.25%	16		2		2	R M,SC	0		
2939	TWIN VALLEY	12/03/1958	Active	11	0	0	0	0.00%	11		9		8	M,VP,SC	24+		
2940	ULEN	12/07/1972	Active	19	1	1	0	0.00%	19	9	4			R	0		
44415	WANNASKA	12/06/1984	Active	34	2	1	1	3.03%	35	1	0			N M,SC	0		\$550.00



Club Health Assessment for District 5M 11 through May 2025

			Status		Membership						Reports					Finance		LCIF		
Club Number	Club Name	Charter Date		Current Member Count	YTD Members Added	YTD Members Dropped	YTD Net Growth	YTD Net Growth%	Member Count 12 Months Ago	Avg. length of service for members	Months Since Last MMR ***	Yrs. Since Last Officer Report	President Rotation	Vice President Reported ****	Months Since Last Activity Report ***	Account Balance	Donations for current Fiscal Year			
			Number of times on status quo within last two years	If below 15 members appears					If net loss is greater than 20% appears		If no report in 3 months appears in	When more than one year appears in	Number of repeat terms	Notes the officers that do not have an active	If no report at 12 months appears in red					
2944	WARREN	11/10/1958	Active	29	2	6	-4	-12.12%	33	18	0		None	N	P	4	\$350.00			
2945	WARROAD	05/05/1960	Active	34	0	0	0	0.00%	34		18		3	N	M,SC	0	\$230.00			
29906	WINGER	11/05/1974	Active	40	1	1	0	0.00%	40	16	3			N	T,M,VP,SC	4				
Current Total Clubs Count	YTD New Clubs Count	YTD Cancelled Clubs Count	YTD Net Club Gain	Current Total Members Count	YTD Add	YTD Drop	YTD Net Growth	YTD Net Growth %	Member Count 12 Months Ago	Average Member Count Per Club	% of Clubs with less than 20 members	% No MMR in 3 Months	% No Officer Report in 12 Months	% of Clubs with balance 90+ days	Number of Clubs in Status Quo	% Status Quo Clubs in Financial Suspension	Number of Cancelled Clubs	Average Cancelled Club Age	Members Lost Due to Cancellation	% of Clubs Cancelled for Non-Financial Reasons
45	0	0	0	1,227	73	76	-3	-0.24%	1,248	27	40%	42%	2%	2%	1	100%	0	0	0	0%

* - P - Priority Club. Cancellation Reasons: 1-Objectives/conduct, 2-Non-active club, 5-Non-existing club, 6-Disbanding, 7-Merger, 8-Financial Suspension, 9-District/Multiple District Dues.


** - Abbreviation: P-President, S-Secretary, T-Treasurer, M-Member Chairperson, VP-First Vice President, MC-Communications Chairperson, SC-Service Chairperson

*** - Abbreviation: N/R - Never reported using the Lions Clubs website, N/A - Not applicable, No password registered for the Lions Clubs website.

**** - Abbreviation: N - New, IP - Immediate Past, R - Repeat.



Club Health Assessment for District 5M 10 through May 2025

			Status	Membership							Reports					Finance		LCIF
Club Number	Club Name	Charter Date		Current Member Count	YTD Members Added	YTD Members Dropped	YTD Net Growth	YTD Net Growth%	Member Count 12 Months Ago	Avg. length of service for dropped members	Months Since Last MMR ***	Yrs. Since Last Officer Report	President Rotation	Vice President Reported ****	Months Since Last Activity Report ***	Account Balance	Donations for current Fiscal Year	
			Number of times on status quo within last two years	If below 15 members appears				If net loss is greater than 20% appears			If no report in 3 months appears in	When more than one year appears in	Number of repeat terms	Notes the officers that do not have an active	If no report at 12 months appears in red			
Clubs more than two years old																		
2875	ATIKOKAN	12/14/1953	Active	22	1	2	-1	-4.35%	24	16	0		2	R	M	5	\$30,280.24	
Exc Award (06/30/2019, 06/30/2023)																		
3125	DRYDEN	03/23/1953	Active(1)	19	2	1	1	5.56%	18	0	0			N	SC	0	\$557.19	
Exc Award (06/30/2023)																		
53070	DRYDEN TRILLIUM	05/11/1992	Active	45	2	1	1	2.27%	44	33	0		2	R	SC	0	\$690.61	
Exc Award (06/30/2016, 06/30/2018, 06/30/2020)																		
3126	EAR FALLS	05/27/1970	Active	9	2	2	0	0.00%	9	6	0		2	R	S,M,SC	1	\$606.35	
Exc Award (06/30/2017, 06/30/2019)																		
2876	FORT FRANCES	04/06/1964	Active(1)	10	1	1	0	0.00%	10	49	3		6		M,VP,SC	4		
Exc Award (06/30/2016, 06/30/2017)																		
77757	FORT FRANCES VOYAGEUR	11/12/2003	Active	12	2	9	-7	-36.84%	19	7	0		7		M,VP,SC	10	\$670.03	
Exc Award (06/30/2017, 06/30/2019, 06/30/2020)																		
2877	IGNACE	03/06/1973	Active(1)	13	13	2	11	550.00%	21	12	0		7		S,M,VP,SC	4		
Exc Award (06/30/2016, 06/30/2017)																		
3127	KENORA LAKE OF THE WOODS	08/31/1948	Active	11	1	0	1	10.00%	10		10		3	N	M,SC	10	\$317.67	
Exc Award (06/30/2016, 06/30/2023)																		
2881	MARATHON	10/19/1959	Active	2	0	0	0	0.00%	2		12		16		S,M,VP,SC	4		
143279	Northwestern Ontario Cyber	10/26/2020	Active(1)	80	6	0	6	8.11%	74		0				P,S,M,VP	9	\$9,195.38	
Exc Award (06/30/2022)																		
38893	PICKLE LAKE	09/22/1980	Active(1)	7	7	0	7	100.00%	6		6		8		M,VP,SC	2		
Exc Award (06/30/2019)																		
3128	RED LAKE	09/28/1959	Active	19	3	0	3	18.75%	16		4		None		P,M,VP,SC	4	\$388.18	
Exc Award (06/30/2016)																		
3129	SIOUX LOOKOUT	10/06/1959	Active	17	1	2	-1	-5.56%	18	4	0			N	SC	0	\$113.39	
2884	THUNDER BAY METRO	05/17/1973	Active	21	1	0	1	5.00%	20		0			IP	M,SC	4	\$359.77	
Exc Award (06/30/2020)																		
3130	VERMILION BAY	10/12/1959	Active	37	8	1	7	23.33%	36	11	0			N	SC	0	\$2,292.74	
Exc Award (06/30/2016, 06/30/2019, 06/30/2020)																		



Club Health Assessment for District 5M 10 through May 2025

INTERNATIONAL

Club Number	Club Name	Charter Date	Status	Membership							Reports				Finance	LCIF	
				Current Member Count	YTD Members Added	YTD Members Dropped	YTD Net Growth	YTD Net Growth%	Member Count 12 Months Ago	Avg. length of service for dropped members	Months Since Last MMR ***	Yrs. Since Last Officer Report	President Rotation	Vice President Reported ****	Months Since Last Activity Report ***	Account Balance	Donations for current Fiscal Year
			Number of times on status quo within last two years	If below 15 members appears				If net loss is greater than 20% appears			If no report in 3 months appears in	When more than one year appears in	Number of repeat terms	Notes the officers that do not have an active	If no report at 12 months appears in red		
140021	WEST RAINY RIVER DISTRICT Exc Award (06/30/2020)	10/17/2019	Active	23	0	7	-7	-23.33%	30	4	1		6	VP,SC	2		

Clubs Cancelled Previous Fiscal Year – Clubs Cancelled within last 12 months may be reinstated

Club Number	Club Name	Charter Date	Current Status*	Cancellation Date
107915	EMO AND DISTRICT	03/26/2010	Cancelled(6*)	09/29/2023
136447	Lakehead Campus Lions	11/27/2018	Cancelled(8*)	06/29/2024
2883	THUNDER BAY	09/29/1948	Cancelled(8*)	06/29/2024

Current Total Clubs Count	YTD New Clubs Count	YTD Cancelled Clubs Count	YTD Net Club Gain	Current Total Members Count	YTD Add	YTD Drop	YTD Net Growth	YTD Net Growth %	Member Count 12 Months Ago	Average Member Count Per Club	% of Clubs with less than 20 members	% No MMR in 3 Months	% No Officer Report in 12 Months	% of Clubs with balance 90+ days	Number of Clubs in Status Quo	% Status Quo Clubs in Financial Suspension	Number of Cancelled Clubs	Average Cancelled Club Age	Members Lost Due to Cancellation	% of Clubs Cancelled for Non-Financial Reasons
16	0	0	0	347	50	28	22	6.77%	357	22	63%	31%	0%	6%	0	0%	0	0	0	0%

* - P - Priority Club. Cancellation Reasons: 1-Objectives/conduct, 2-Non-active club, 5-Non-existing club, 6-Disbanding, 7-Merger, 8-Financial Suspension, 9-District/Multiple District Dues.

** - Abbreviation: P-President, S-Secretary, T-Treasurer, M-Member Chairperson, VP-First Vice President, MC-Communications Chairperson, SC-Service Chairperson

*** - Abbreviation: N/R - Never reported using the Lions Clubs website, N/A - Not applicable, No password registered for the Lions Clubs website.

**** - Abbreviation: N - New, IP - Immediate Past, R - Repeat.



Club Health Assessment for District 5M 11 through May 2025

			Status	Membership							Reports					Finance		LCIF
Club Number	Club Name	Charter Date		Current Member Count	YTD Members Added	YTD Members Dropped	YTD Net Growth	YTD Net Growth%	Member Count 12 Months Ago	Avg. length of service for dropped members	Months Since Last MMR ***	Yrs. Since Last Officer Report	President Rotation	Vice President Reported ****	Months Since Last Activity Report ***	Account Balance	Donations for current Fiscal Year	
			Number of times on status quo within last two years	If below 15 members appears				If net loss is greater than 20% appears			If no report in 3 months appears in	When more than one year appears in	Number of repeat terms	Notes the officers that do not have appears in an active	If no report at 12 months red			
Clubs less than two years old																		
158039	Winnipeg River Area	04/26/2024	Active	25	8	4	4	19.05%	21	1	5		2	VP	4			
Clubs more than two years old																		
3084	BEAUSEJOUR	09/28/1948	Active	12	1	4	-3	-20.00%	15	19	0		2	R M,SC	8		\$162.59	
Exc Award (06/30/2016, 06/30/2024)																		
3094	EAST KILDONAN	09/10/1953	Active	7	1	0	1	16.67%	6		4		2	N VP,SC	3	90+ Days		
58280	EAST ST PAUL	05/13/1996	Active	19	0	2	-2	-9.52%	21	18	0		None	P,M,VP,SC	4		\$3,861.30	
44168	GRUNTHAL	07/01/1984	Active	15	6	0	6	66.67%	9		2		5	M,VP,SC	6		\$900.00	
3100	LAC DU BONNET	02/07/1963	Active	22	4	0	4	22.22%	18		3		2	N M	0		\$1,000.00	
Exc Award (06/30/2023)																		
3107	PINAWA	10/21/1964	Active	10	5	2	3	42.86%	10	12	1		None	R P,M,SC	10			
3113	RIVERSIDE	03/29/1949	Active	54	13	7	6	12.50%	48	11	1			VP,SC	24+		\$830.83	
36964	SELKIRK & DISTRICT	04/30/1979	Active	11	1	1	0	0.00%	11	24	0		2	M,VP,SC	8		(\$26.82)	
122310	Ste. Anne	05/23/2014	Active	24	5	3	2	9.09%	22	2	1			N M,SC	0		\$72.26	
Exc Award (06/30/2016, 06/30/2017)																		
109167	WEST ST PAUL	09/02/2010	Active	14	0	3	-3	-17.65%	19	4	0		3	R SC	0		\$200.79	
Exc Award (06/30/2021)																		
43137	WHITEMOUTH & DISTRICT	11/11/1983	Active	19	2	5	-3	-13.64%	22	3	1		None	P,M,VP,SC	2		\$578.08	
Exc Award (06/30/2022, 06/30/2023)																		
3124	WINNIPEG	12/15/1921	Active	16	0	0	0	0.00%	16		14			P,M,VP,SC	4		\$347.14	
47808	WINNIPEG BEACH	10/30/1987	Active	28	3	2	1	3.70%	28	1	1		2	R SC	1			
DUNNOTAR LAKESIDE																		
44169	WINNIPEG SOUTH	07/01/1984	Active(2)	10	0	0	0	0.00%	13		5			R M,SC	1			
53615	WINNIPEG TRANSCONA	08/28/1992	Active	16	0	0	0	0.00%	16		13		8	P,T,M,VP,SC	1			
29356	WINNIPEG WEST	05/29/1974	Active	10	0	0	0	0.00%	10		0		4	M,VP,SC	5		\$69.43	
Exc Award (06/30/2017, 06/30/2019)																		



Club Health Assessment for District 5M 11 through May 2025

			Status	Membership							Reports					Finance	LCIF
Club Number	Club Name	Charter Date		Current Member Count	YTD Members Added	YTD Members Dropped	YTD Net Growth	YTD Net Growth%	Member Count 12 Months Ago	Avg. length of service for dropped members	Months Since Last MMR ***	Yrs. Since Last Officer Report	President Rotation	Vice President Reported ****	Months Since Last Activity Report ***	Account Balance	Donations for current Fiscal Year
			Number of times on status quo within last two years	If below 15 members appears				If net loss is greater than 20% appears			If no report in 3 months appears in	When more than one year appears in	Number of repeat terms	Notes the officers that do not have an active	If no report at 12 months appears in red		

Clubs Cancelled Previous Fiscal Year – Clubs Cancelled within last 12 months may be reinstated

Club Number	Club Name	Charter Date	Current Status*	Cancellation Date
28089	STEINBACH	03/11/1974	Cancelled(8*)	12/29/2023

Current Total Clubs Count	YTD New Clubs Count	YTD Cancelled Clubs Count	YTD Net Club Gain	Current Total Members Count	YTD Add	YTD Drop	YTD Net Growth	YTD Net Growth %	Member Count 12 Months Ago	Average Member Count Per Club	% of Clubs with less than 20 members	% No MMR in 3 Months	% No Officer Report in 12 Months	% of Clubs with balance 90+ days	Number of Clubs in Status Quo	% Status Quo Clubs in Financial Suspension	Number of Cancelled Clubs	Average Cancelled Club Age	Members Lost Due to Cancellation	% of Clubs Cancelled for Non-Financial Reasons
17	0	0	0	312	49	33	16	5.41%	305	18	71%	35%	0%	6%	0	0%	0	0	0	0%

* - P - Priority Club. Cancellation Reasons: 1-Objectives/conduct, 2-Non-active club, 5-Non-existing club, 6-Disbanding, 7-Merger, 8-Financial Suspension, 9-District/Multiple District Dues.

** - Abbreviation: P-President, S-Secretary, T-Treasurer, M-Member Chairperson, VP-First Vice President, MC-Communications Chairperson, SC-Service Chairperson

*** - Abbreviation: N/R - Never reported using the Lions Clubs website, N/A - Not applicable, No password registered for the Lions Clubs website.

**** - Abbreviation: N - New, IP - Immediate Past, R - Repeat.



Club Health Assessment for District 5M 13 through May 2025

Club Number	Club Name	Charter Date	Status	Membership							Reports					Finance	LCIF
				Current Member Count	YTD Members Added	YTD Members Dropped	YTD Net Growth	YTD Net Growth%	Member Count 12 Months Ago	Avg. length of service for dropped members	Months Since Last MMR ***	Yrs. Since Last Officer Report	President Rotation	Vice President Reported ****	Months Since Last Activity Report ***	Account Balance	Donations for current Fiscal Year
			Number of times on status quo within last two years	If below 15 members appears				If net loss is greater than 20% appears			If no report in 3 months appears in	When more than one year appears in	Number of repeat terms	Notes the officers that do not have an active	If no report at 12 months red		
Clubs more than two years old																	
41950	AUSTIN & AREA	10/29/1982	Active	15	2	4	-2	-11.76%	17	4	1			R	M,SC	0	\$520.71
46229	BINSCARTH & DISTRICT L C	05/30/1986	Active	21	0	2	-2	-8.70%	23	25	7		2	R	SC	0	\$1,059.35
3085	BIRTLE	04/15/1959	Active	27	0	0	0	0.00%	28		10		4	N	M,SC	8	\$1,715.92
	Exc Award (06/30/2023)																
3086	BOISSEVAIN	11/16/1956	Active	24	0	1	-1	-4.00%	25	12	1		None		P,M,VP,SC	3	\$328.56
44416	BOWSMAN & DIST	12/07/1984	Active	35	1	5	-4	-10.26%	39	25	4		6		M,VP,SC	6	\$208.28
	Exc Award (06/30/2017)																
3088	BRANDON	11/10/1938	Active	32	2	0	2	6.67%	31		0		5	R	SC	3	\$721.45
	Exc Award (06/30/2017)																
3087	BRANDON WHEAT CITY	02/28/1973	Active	39	1	4	-3	-7.14%	43	9	1		3	N	M,SC	5	\$1,885.05
3091	CRYSTAL CITY	04/23/1959	Active	27	1	4	-3	-10.00%	27	5	1		2	R		1	\$2,477.01
	Exc Award (06/30/2019, 06/30/2021, 06/30/2023)																
3092	DAUPHIN	10/24/1938	Active	14	2	0	2	16.67%	12		2		2	N	M,SC	0	\$312.43
43708	ELPHINSTONE	04/05/1984	Active	11	0	0	0	0.00%	11		16		15	R	T,M,SC	6	
3095	ERICKSON	10/28/1957	Active	16	0	3	-3	-15.79%	19	26	1		4	N	M,SC	3	\$710.37
38123	ETHELBERT	03/07/1980	Active	3	0	0	0	0.00%	3		32		11		P,S,T,M,VP SC	6	
3096	FLIN FLON	09/28/1953	Active	28	0	0	0	0.00%	28		1			N	P	0	\$606.27
44614	GILBERT PLAINS & DISTRICT	02/04/1985	Active	9	0	0	0	0.00%	9		13		2	R	M,SC	3	
3099	HAMIOTA	11/01/1956	Active	22	5	0	5	29.41%	17		2			N	SC	2	90+ Days \$875.75
	Exc Award (06/30/2021)																
37772	HOLLAND & AREA	12/10/1979	Active	18	5	2	3	20.00%	15	8	1				M,VP,SC	0	\$640.99
	Exc Award (06/30/2023)																
45652	KENTON	01/23/1986	Status Quo(1)	11	0	1	-1	-8.33%	12	29	4			R	M,SC	6	90+ Days
3102	MAC GREGOR	02/14/1963	Active	7	0	5	-5	-41.67%	12	16	1		5		M,VP,SC	2	\$347.14
32900	MELITA	10/29/1976	Active	8	0	0	0	0.00%	8		1				M,VP,SC	0	\$69.43
56316	MINITONAS DISTRICT	12/12/1994	Status Quo(2)	17	0	0	0	0.00%	17		20	1	None		P,S,T,M,VP SC	6	90+ Days



Club Health Assessment for District 5M 13 through May 2025

			Status	Membership							Reports					Finance		LCIF
Club Number	Club Name	Charter Date		Current Member Count	YTD Members Added	YTD Members Dropped	YTD Net Growth	YTD Net Growth%	Member Count 12 Months Ago	Avg. length of service for dropped members	Months Since Last MMR ***	Yrs. Since Last Officer Report	President Rotation	Vice President Reported ****	Months Since Last Activity Report ***	Account Balance	Donations for current Fiscal Year	
			Number of times on status quo within last two years	If below 15 members appears				If net loss is greater than 20% appears			If no report in 3 months appears in	When more than one year appears in	Number of repeat terms	Notes the officers that do not have an active	If no report at 12 months appears in red			
35326	MINNEDOSA	04/13/1978	Active	33	2	0	2	6.45%	28		1			M,VP	0		\$1,116.41	
	Exc Award (06/30/2018, 06/30/2022, 06/30/2025)																	
154153	Morden Roaring	04/11/2023	Active	13	10	3	7	116.67%	14	2	1			M,VP,SC	9	90+ Days		
3105	NEEPAWA	10/06/1938	P- Active(1)	1	0	0	0	0.00%	6		11			T,M,VP,SC	5			
38949	OAK LAKE & AREA L C	10/06/1980	Active	17	0	0	0	0.00%	17		13		2	M,VP,SC	3		\$69.43	
42375	OAKBURN & AREA	03/28/1983	Active	20	1	1	0	0.00%	23	42	2			N M,SC	0		\$988.20	
	Exc Award (06/30/2017)																	
38256	PIPESTONE	04/08/1980	Active	10	0	0	0	0.00%	10		13		2	R M,SC	2			
3109	PLUMAS	10/18/1957	Active	17	2	2	0	0.00%	17	45	1		11	M,VP,SC	5			
3110	PORTAGE LA PRAIRIE	09/27/1938	P- Active	8	5	0	5	166.67%	1		6			N M,SC	0		\$100.00	
35327	RAPID CITY & AREA	04/28/1978	Active	13	2	1	1	8.33%	13	9	2			M,VP,SC	3		\$1,041.42	
30554	RIVERS & AREA	04/24/1975	Active	18	3	1	2	12.50%	16	1	1		6	R M,VP,SC	1			
3114	ROSSBURN	09/29/1960	Active	15	3	0	3	25.00%	12		3		2	R M,SC	1		\$640.99	
	Exc Award (06/30/2018)																	
39802	RUSSELL & AREA L C	04/30/1981	Active	20	0	0	0	0.00%	20		0			N M,SC	0		\$476.71	
	Exc Award (06/30/2024)																	
41143	SANDY LAKE	04/28/1982	Active	22	4	0	4	22.22%	19		0		2	R M,SC	0			
3116	SHOAL LAKE	08/29/1951	Active	25	10	3	7	38.89%	18	9	0		2	M,VP,SC	1			
42157	SINCLAIR & AREA	01/31/1983	Active	11	0	2	-2	-15.38%	13	42	1		5	S,M,VP,SC	2	90+ Days		
42376	SOMERSET & AREA	03/31/1983	Active	15	0	0	0	0.00%	15		9		12	P,S,M,VP,SC	6			
44939	STONEWALL & DISTRICT	05/31/1985	Active	22	1	1	0	0.00%	22	35	1			N SC	1			
36965	STRATHCLAIR	04/30/1979	Active	6	0	0	0	0.00%	6		19		22	R M,SC	4			
46385	SWAN LAKE & AREA L C	06/25/1986	Status Quo(1)	12	0	1	-1	-7.69%	13	38	6		7	M,VP,SC	2	90+ Days	\$347.14	
3117	SWAN RIVER	06/22/1960	Active	37	1	0	1	2.78%	35		5			M,VP,SC	2			
	Exc Award (06/30/2021)																	
43205	TEULON & AREA	12/05/1983	Active	14	1	0	1	7.69%	13		0		2	R M,SC	8		\$104.14	



Club Health Assessment for District 5M 13 through May 2025

			Status		Membership						Reports					Finance		LCIF
Club Number	Club Name	Charter Date		Current Member Count	YTD Members Added	YTD Members Dropped	YTD Net Growth	YTD Net Growth%	Member Count 12 Months Ago	Avg. length of service for dropped members	Months Since Last MMR ***	Yrs. Since Last Officer Report	President Rotation	Vice President Reported ****	Months Since Last Activity Report ***	Account Balance	Donations for current Fiscal Year	
			Number of times on status quo within last two years	If below 15 members appears				If net loss is greater than 20% appears			If no report in 3 months appears in	When more than one year appears in	Number of repeat terms	Notes the officers that do not have an active	If no report at 12 months appears in red			
3119	THOMPSON	10/03/1968	Active	6	0	2	-2	-25.00%	8	8	5		5	M,VP,SC	7			
3120	VIRDEN	11/02/1956	Active	25	1	1	0	0.00%	26	18	2		4	R	0		\$1,765.45	
44618	WARREN & DIST	02/25/1985	Active	12	0	1	-1	-7.69%	14	15	0		2	M,VP,SC	0			
3122	WASKADA	03/22/1966	Active	18	1	1	0	0.00%	18	27	7		4	R, M,SC	4		\$233.71	
3123	WAWANESA	11/08/1956	Active	15	0	2	-2	-11.76%	17	35	1		2	R, M,SC	0		\$694.28	
Exc Award (06/30/2017, 06/30/2023)																		

Clubs Cancelled Previous Fiscal Year – Clubs Cancelled within last 12 months may be reinstated

Club Number	Club Name	Charter Date	Current Status*	Cancellation Date
44350	KELWOOD & AREA	11/19/1984	Cancelled(6*)	04/29/2024

Current Total Clubs Count	YTD New Clubs Count	YTD Cancelled Clubs Count	YTD Net Club Gain	Current Total Members Count	YTD Add	YTD Drop	YTD Net Growth	YTD Net Growth %	Member Count 12 Months Ago	Average Member Count Per Club	% of Clubs with less than 20 members	% No MMR in 3 Months	% No Officer Report in 12 Months	% of Clubs with balance 90+ days	Number of Clubs in Status Quo	% Status Quo Clubs in Financial Suspension	Number of Cancelled Clubs	Average Cancelled Club Age	Members Lost Due to Cancellation	% of Clubs Cancelled for Non-Financial Reasons
46	0	0	0	809	66	53	13	1.63%	810	18	63%	41%	2%	13%	3	100%	0	0	0	0%

* - P - Priority Club. Cancellation Reasons: 1-Objectives/conduct, 2-Non-active club, 5-Non-existing club, 6-Disbanding, 7-Merger, 8-Financial Suspension, 9-District/Multiple District Dues.

** - Abbreviation: P-President, S-Secretary, T-Treasurer, M-Member Chairperson, VP-First Vice President, MC-Communications Chairperson, SC-Service Chairperson

*** - Abbreviation: N/R - Never reported using the Lions Clubs website, N/A - Not applicable, No password registered for the Lions Clubs website.

**** - Abbreviation: N - New, IP - Immediate Past, R - Repeat.